



CES vario systems

Free yourself of the rigid
dependence on fixed variants!
Be flexible with CES vario!

CES vario

The system for solid leaf doors

Who says forends have to be welded to the lock case?

Come to think of it, it only has disadvantages: higher space requirements, tied-up capital, increased stock-taking expense, rigid dependence on fixed article variants, etc.

That is why we at CES have developed a very special threaded connection offering a strength that more than meets all requirements. Now a lock case can be easily combined with exactly the forend required for the door section!

All articles are manufactured to high quality specifications. Latch bolt and dead bolt are made of wear-resistant nickel plated steel.

■ Saves space

By separating the lock case from the forend, you need about 80% less storage space than in the past! And that at significantly increased flexibility and permanent availability.

■ Saves time

Everything you need to respond is readily available. You waste no time ordering and waiting for deliveries.


■ Saves costs

Apart from the lower carrying costs, you also save the organisational effort involved in ordering the required product. A single visit is all you need! Go to the site, assemble the lock case and the matching forend, fit the lock – and that's all there is to it!







Overview



Type		Renovation lock	Renovation lock	Industrial building lock
Part no.		 0701	 0702	 0705
Classification		Profile cylinder with latch lever (PZW) DIN 18251-1, class 3, case height 153 mm (reduced lock case)	For toilet/bathroom doors DIN 18251-1, class 3, case height 153 mm (reduced lock case)	Profile cylinder with latch lever (PZW) DIN 18251-1, class 3, case height 165 mm
Distance		72 mm	78 mm	72 mm
Backset		55 mm	55 mm	55, 60, 65, 70, 80, 90, 100 mm
Follower		8 mm steel	8 mm handle follower, 8 mm dead bolt follower	8 mm steel
Latch bolt and dead bolt		Steel, nickel plated	Steel, nickel plated	Steel, nickel plated
Forend dimensions for rebated doors		Width: 18, 20, 22, 24, 26 mm, length: 235 mm	Width: 18, 20, 22, 24, 26 mm, length: 235 mm	Width: 18, 20, 22, 24, 26 mm, length: 235 mm
Forend dimensions for flush doors		Width: 24, 26, 28, 30 mm, length: 235 mm	Width: 24, 26, 28, 30 mm, length: 235 mm	Width: 24, 26, 28, 30 mm, length: 235 mm
Forend square/rounded		Yes	Yes	Yes
Forend of special length		200-350 mm	200-350 mm	200-350 mm
Handedness		DIN-L / DIN-R	DIN-L / DIN-R	DIN-L / DIN-R

CES vario for solid leaf doors



Industrial building lock	Industrial building lock	Residential door lock	Modular kit
 0706	 0720	 0715	 CVFSTARTSET CVFPROFISSET*
For toilet/bathroom doors DIN 18251-1, class 3, case height 165 mm	Profile cylinder with latch lever (PZW) DIN 18251-1, class 3, case height 165 mm, reversible latch	Profile cylinder with latch lever (PZW), strength corresponding to DIN 18251-1, class 3, case height 185 mm	Profile cylinder with latch lever (PZW) DIN EN 12209: 2004-03 3M700F2BA30, reversible latch
78 mm	72 mm	92 mm	72 + 92 mm
55, 60, 65, 70, 80, 90, 100 mm	55, 60, 65, 70, 80 mm	40, 45, 50, 55, 60, 65, 70, 80, 90, 100 mm	30, 35, 40, 45 mm
8 mm handle follower, 8 mm dead bolt follower steel	8 mm non-ferrous metal	10 mm steel	10 mm, 9 or 8 mm with reducing sleeves
Steel, nickel plated	Steel, nickel plated	Steel, nickel plated	Non-ferrous metal, nickel plated
Width: 18, 20, 22, 24, 26 mm, length: 235 mm	Not available	Width: 20, 22, 24, 26 mm, length: 280 mm	Not available
Width: 24, 26, 28, 30 mm, length: 235 mm	Width: 20, 24 mm, length: 235 mm	Width: 26, 28, 30 mm, length: 280	Flat forend: 16, 20, 24 mm U-forend: 24 x 6 mm
Yes	Yes	Yes	Square
200-350 mm	Not available	230-350 mm	Upon request
DIN-L / DIN-R	Suitable for either side	DIN-L / DIN-R	Suitable for either side

CES vario for narrow stile/framed glass doors

CES vario Flex

The system for narrow stile doors

In the future, everything you need to carry with you to replace a defective lock of a narrow stile door is our handy CES vario Flex System, either as Start or as Professional Kit.

With CES vario Flex, all important reference values of the lock, such as centre distance, backset and even the distance between dead bolt and latch bolt can be variably adjusted.

This allows you to assemble a maximum of different lock variants using a minimum of parts so that you are excellently prepared for every situation you may be confronted with at the door.

As delivered, the lock case is set for a centre distance of 92 mm. If a distance of 72 mm is required, the lock case can be quickly and easily pushed together to the desired dimension.

The system comprises a lock case with the basic backset of 30 mm. By simply pushing on the spacer strips included in the package, the backset can be increased to as much as 45 mm. The assembly kit also includes dead bolt and latch bolt heads appropriate for the respective backset.

With different flat forends and a U-section forend, every possible lock variant can be reproduced. Moreover, two reducer sleeves permit a reduction of the follower from 10 to 9 and 8 mm, respectively.



* Professional Kit (Part no.: CVFPROFISSET)

■ **High quality**

Tested according to DIN EN 12209:2004-03

■ **Short response times**

No delay through ordering, waiting for the delivery and renewed travel to the site

■ **Quick fitting**

Fitting is very simple and can always be performed following the easy-to-understand instructions.

■ **Reduced storage costs**

With this innovative lock system, you can minimise the number of parts carried in stock and thus significantly reduce your tied-up capital.

■ **Simple reordering**

To complete the kit again after a job, only those parts have to be reordered that have been consumed. For this purpose, CESlocks offers appropriate retrofit kits for each backset.



See for yourself!

The CES vario Flex fitting video can be viewed at: www.ces.eu in the Products section.



**C.Ed. Schulte GmbH
Zylinderschlossfabrik**

Friedrichstraße 243
D-42551 Velbert
☎ +49 2051 204 0
☎ +49 2051 204 229
✉ info@ces.eu

CESnederland B.V.

Lage Brink 9
NL-7317 BD Apeldoorn
☎ +31 55-52 66 89 0
☎ +31 55-52 66 89 9
✉ infonl@ces.eu

CESfrance SARL

8 Impasse Charles Petit
F-75011 Paris
☎ +33 1 44 87 07 56
☎ +33 1 43 07 35 78
✉ info@fr.ces.eu

CESitalia srl

V. d. vecchie Fondamenta, 4
Straße d. A. Gründungen 4
I-39044 Egna/Neumarkt (BZ)
☎ +39 0471 812 294
☎ +39 0471 812 294
✉ info@it.ces.eu

CESrom srl.

Str. Metalurgistilor 3 D
RO-550137 Sibiu
☎ +40 269-206 00 2
☎ +40 269-206 00 5
✉ info@ro.ces.eu

United Kingdom

CES Security Solutions Ltd

Unit 4 Kendon Business Park
Maritime Close, Medway City Estate
Rochester, Kent ME2 4JF
☎ +44 1634713369
☎ +44 1634786833
✉ info@uk.ces.eu

Middle East

A.G.P. Advanced German Products LLC

PO Box 102761
UAE Dubai
☎ +971 4 885 7050
+971 4 369 7051
☎ +971 4 390 8935
✉ info@agp-dubai.com

Austria

César A. Cárcamo

Büro: Wiener Bundesstrasse 33
A-4050 Traun
☎ +43 660-73 20 311
☎ +43 732-21 00 22 2681
✉ office@ces.at

Belgium

Locking Systems

Guy Lambrechts
Van Haefthenlaan 10
BE-2950 Kapellen
☎ +32 497 946267
✉ guy.lambrechts@lockingsystems.be

Spain

Benidorm Locks S.L.

Av. Marina Baixa s/n
Partida Torrent
ES-03530 La Nucia, Alicante
☎ +34 96 689 79 79
☎ +34 96 689 79 78
✉ info@benidormlocks.com