


## CES OMEGA FLEX

Electronic cylinder

### Half cylinder



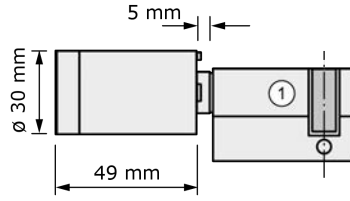
*Euro profile cylinder*



*Swiss round cylinder*

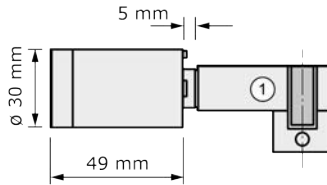
**Euro profile cylinder**

- ① Outside (Locking side "S")
- ② Inside (Knob side "K")



**Swiss round cylinder**

- ① Outside (Locking side "S")
- ② Inside (Knob side "K")



**Article numbers**


**Euro profile cylinder**

FH *	Standard	AP	GS
no	F815DK-x-1/2	-	-
yes	F915DK-x-1/2	-	-

**Swiss round cylinder**

FH *	Standard	AP	GS
no	F615DK-x-1/2	-	-
yes	-	-	-

**Special version: half cylinder with two backside threaded holes M4 (lift)**



FH *	Standard	AP	GS
no	F815DK-x-1/2-51	-	-
yes	F915DK-x-1/2-51	-	-

\*FH=Fire retardant, suitable for fire protection doors up to T90

## Technical data

<b>Suitable locking media</b>	
<b>LEGIC</b>	All locking media of type LEGIC prime and LEGIC advant, all locking media ISO 14443, HID iClass Additionally, all specified under "MIFARE"
<b>MIFARE</b>	MIFARE® Classic® (1k/4k), MIFARE® DESFire® EV1 and EV2 (UID conforming to ISO 14443 and application), all ISO 14443 locking media (not MIFARE Ultralight® C)
<b>Reading range</b>	Ca 20 mm
<b>Online radio frequency</b>	868 MHz
<b>Radio range to Access-Point</b>	Max. 25 m
<b>Encrypted data transmission</b>	128 bit/AES
<b>Connection values</b>	Battery: 1 x Panasonic CR2 Industrial Lithium 3,0 V 850 mAh
<b>Number of locking media</b>	Max. 5,000
<b>Events count</b>	Max. 2,000
<b>Number of master media</b>	Max. 1 System-Master, max. 10 Program-Master, max. 10 Time-Master, max. 10 Release-Master, max. 10 Block-Master, max. 10 RF-Stick-Masters, max. 100 Emergency-Keys, RF-Ini-Master unlimited, RF-Trace-Master unlimited
<b>Opening duration</b>	2 - 180 Seconds, Adjustable (optional) (Standard: 10 Seconds)
<b>Temperature range</b>	-25 °C bis +70 °C at 0...95% rH non-condensing
<b>Prohibited atmospheres</b>	Not suitable for use in corrosive atmosphere (Chlorine, Ammonia, Lime water)
<b>Service life of the locking cylinder</b>	DIN EN 1303 class 6 conform
<b>Service life of the battery</b>	at 20 °C: Ca 40,000 locking cycles   > 1 year at 80 locking cycles per day at /NET Standby mode: > 4 years (MIFARE )   >2 years (LEGIC)
<b>Programming</b>	With master media, offline with an RF-Stick, CESTronics Wireless online network; CESTronics V-NET virtual Network
<b>Finish</b>	Stainless steel.
<b>CE testing</b>	EN 300 220-1, 2; EN 300 330-1, 2; EN 301 489-1, 3; EN 60950-1, EN 62311
<b>Classification</b>	DIN EN 5684:2013-01
<b>Fire resistance rating</b>	T90 conforming to DIN EN 1634-1 (only for FH-electronic cylinder "F9...")

## Classification conforming to DIN EN 15684:2013-01

Characteristic	Use-class	Duration-frequency	Fire-/Smoke-resistance	Environment-resistance	Mechanical locking security	Electronic locking security	System-management	Attack-resistance
<b>Classification of electronic cylinders</b>	1	6	A/B*	4	A:	F	0/1/3**	0/2***

\* (Fire-/Smoke resistance) A: Standard version (= with Smoke protection)

B FH version (T90)

\*\* (System management)

0 For NoTime variants

1 For variants with deactivated storage of access events

3 For TIME-, NET- or V-NET-Variants

\*\*\* (Attack resistance)

0 Standard option

2 Options with burglary protection (VdS and SKG\*\*\*)

## Extensions

Inside (K) /All dimensions in mm								(FH variants from 32.5)							Outside (S) /All dimensions in mm		
---	---	---	---	---	---	---	---	27.5	32.5	...	62.5	...	72.5	...	87.5		
Max. Axial dimension 87.5 mm. Extension in 5 mm steps.								Max. Axial dimension 87.5 mm. Extension in 5 mm steps.									
Max. total length 175 mm.																	

## Variants

	Variant	Meaning	Programming via..	Online/ Offline
LINE  (Authorisations are stored in the device)	/N	"NoTime"  (No time profiles, no events available)	Master media and an RF-Stick	Offline
	/T	"Time"  (Time profiles and events available)	Master media and an RF-Stick	Offline
	/NET	"Net"  (Wireless online network, Time profiles and events available)	Master media, RF-Stick and Access-Point	Online
V NET  (Authorisations are Stored in the locking media)	/NV	"NoTime" in V-NET  (No time profile, no events are available)	RF-Stick	Offline
	/TV	"Time" in V-Net  (Time profiles and events available)	RF-Stick	Offline
	/VA	"Validation"  (Validation function, wireless online network, time profiles and events available)	RF-Stick and Access-Point	Online
RF  (Authorisations are stored in the device/in RF wireless operation Authorisations are stored in the wireless switch)	RF	Control via wireless switch	Only master media	Offline

## Options

Option	Meaning
SKG***	Anti-drilling and anti-pulling protection conforming to SKG ***
VdS	Anti-drilling and anti-pulling protection conforming to VdS 2156 BZ+ (not possible for variant N)
WP	Weatherproof conforming to IP65
ST	Soft touch coating of the knobs
HYG	Anti bacterial coating of the knobs

## Ordering options

Article number	Variant	Options	Finish	Length K	Length S
(F8... = No T90, F9... = T90, F6... = CH) (AP = Anti-panic, GS = Gearbox lock)			Standard = 0	(Knob side)	(Locking side)
F815DK-x-1/2	NET	ST	0	-	42.5