

Products and servic-es AccessOne

Connect people. Create access.

Special notes

CEStronics accepts no liabilities for errors including printing errors; Subject to technical changes without notice

Subject to technical changes without notice

State 11.2026

Our current General Terms and Conditions (GTC) can be found at any time via the following link:

https://www.ces.eu/en_us/terms.html

WEEE-Reg.-Nr. DE 85643571

Contents

Special notes	2
Online and offline interaction	4
Software	6
Central access controllers AccessOne	8
Accessories and extensions for controllers	11
Our readers with access and update function	12
Wall readers and wall terminals	13
PHG Voxio and Datafox reader	16
Special readers	17
Electronic cylinders	18
Electronic handle sets	28
CES OMEGA FLEX handle sets and cylinders	36
Electronic furniture lock F4180	37
Stand-Alone offline wall terminals	40
Tools	45
Services	46
Special function	48
Extensions	50
Finishes	51
Knob shapes	52
Lever handle shapes	56

Online and offline interaction

AccessOne can handle all kinds of different scenarios by combining online access control and offline locking devices, enabling you to create effective yet cost-effective access solutions.

Flexibly scalable access control

- Can be extended to handle up to 200,000 locking media/ID cards with up to 16,000 online readers and up to 100,000 offline locking devices.

High system security

- Communication with end-to-end 128-bit AES encryption
- Configurable automatic software logout
- Process monitoring with auto restart if an error occurs
- Fail safe security via optional UPS concepts
- Optional server redundancy concept

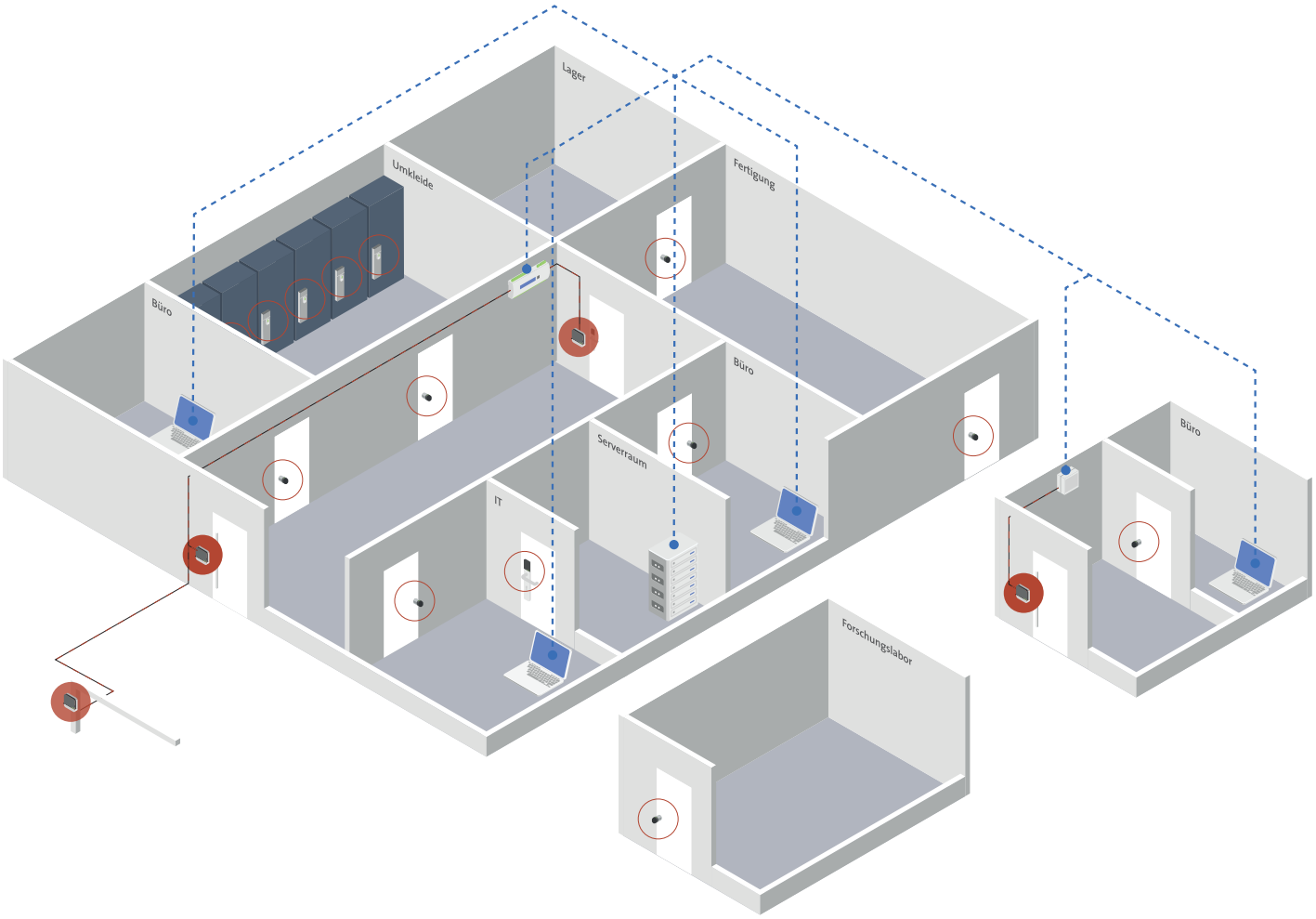

Online and offline interaction

Offline locking devices

Cabling between door controller and readers/updaters (RS-485)

Network (Ethernet)

AccessOne software:
higher-level central access controller

- Can be extended from a solution for SMEs with a few doors and up to 200 staff to the full version for large companies with complex organisational and security requirements and up to 200,000 employees.
- User-oriented views that are easy to understand
- Time models, day models, automatic public holiday calculation
- Data is protected against access via highly configurable profiles
- Multi-level rights assignment via authorisations and authorisation profiles
- Up to 2,000 authorisations and 2,000 authorisation profiles
- Easy access configuration using predefined door models for e.g. Turnstiles with readers at the entrance and exit
- Access road with counting
- Doors with gateway function can be used in both directions
- Input with activation of the burglar alarm system
- and much more
- All data changes are recorded in the log
- Can be upgraded with multiple licences
  Options:
  - Up to 100 different clients
  - Integrated ID card creation
  - Visitor or third-party supplier administration using a web application
  - Parking space control and administration
  - Time recording

Customer-specific extensions also possible – please tell us about your requirements.

System requirements:

Operating system (server): from Windows Server 2016
Operating system (PC): from Windows 10 Professional
RAM: min. 8GB
SQL Server: from MS SQL Server 2016. Express version can be used.
Hard disk: min. 1x 500GB. 2x 500GB recommended.
Network card



Ordering example, software

Article number	Designation	No. of media	No. of online readers	No. of offline devices	No. of work-stations
348100V	Full-version Basic license	1500	150	500	20

Software

	Software
Article number	**Description/features**
348100V	**AccessOne software, full version, Basic license** for up to 200,000 users, 16,000 ID card readers and 2,000 authorisation profiles. The Basic license authorises the use of - 50 ID card readers - 50 mechatronic offline locking devices - 1,000 locking media/ID cards - 2 software workstations.
348101V	**AccessOne software for SMEs.** Identical scope of performance as for AccessOne, but tailored to suit SMEs. The license authorises the use of - 25 online ID card readers - 25 mechatronic offline devices - 200 locking media/ID cards - 2 software workstations. Package cannot be extended with function extensions.
348102V	**Upgrade from AccessOne-SME to AccessOne full version**
348103V	**Update at version level** Update an existing version to the latest version.
	SOFTWARE database extensions
Article number	**Description/features**
348104V	**Addition of a further workstation to AccessOne.** The max. quantity of workstation per system is 100.
348105V	**Extension of AccessOne to enable it to administer 25 additional online readers.** Per 25 online readers
348106V	**Extension of AccessOne to enable it to administer of 100 additional locking media/ID cards** per 100 media items
348107V	**Extension of AccessOne to enable it to administer of 25 additional mechatronic offline locking devices** per 25 locking device items
	Accessories Programming
Article number	**Description/features**
345060	**Desktop-Writer** CESentry version, for reading and writing to RFID media, programming of CESentry locking devices, LEGIC and MIFARE, with Bluetooth® Low Energy
348133V	**Key Transport Card in accordance with the OSS standard** for transferring system-specific key material in accordance with the BSI guideline and the OSS standard

Software

	SOFTWARE function extension
Article number	**Description/features**
348120V	**ID card creation** Upgrading of AccessOne to enable the user to create their own card layout, using a graphics editor. Includes barcode creation and coding function for 13.56 MHz RFID ID cards.
348121V	**Multi-Client function** The client function is used for the logical assignment of defined parts of the system, such as doors and people, to different, independent clients. These clients can administer the system parts assigned to them independently, but have no influence on the system parts assigned to a different client. However, it is also possible for system parts such as entrance doors to be used by multiple clients.
348122V	**Visitor administration** Upgrades AccessOne to enable the user to sign in visitors in the system, and issue day passes of with restricted access rights. A web browser is used for logging on visitors.
348123V	**Parking area management** Upgrades AccessOne to enable the user to manage parking areas. A specific quantity of rented parking spaces “n” can be assigned to particular tenants, and the remaining parking spaces can be counted, but remain available for all other authorised users to use. Counting the number of parking spaces that are currently in use, with entry and exit readers, is mandatory for using this function.
348124V	**Time registration** Upgrades AccessOne to generate time recordings (who entered and left at what time) on either access readers and/or separate time recording readers, and then send these data to a higher-level time & attendance management system daily, in CSV format.
348125V	**Server redundancy** Adds a hot standby function to AccessOne.
348126V	**Third-party supplier administration** Adds a module to AccessOne, which is used to administer the master data for staff from third-party suppliers without accessing the master data for the company’s own in-house staff. This module can be used to process craftsmen who are to work in a building and need materials and/or an ID card to do so. Special approvals or necessary instructions can be stored, with a validity period, and be checked. The member of staff from the third-party supplier confirms receipt of materials and confirmation of the documents given to them by signing on an electronic signature pad. This pad is not in the scope of delivery of this extension.

Central access controllers
AccessOne

All controllers are fully capable of operating autonomously in the event of network failure or loss of connection to the higher-level central access controller.



Figure: TSG8/Compact

Capacity

- Up to 200,000 locking media data records
- Up to 100,000 events
- Offline authorisation data calculated daily
- Up to 255 day models, accurate to the minute, with 3 time intervals
- 8 doors with up to 32 readers can be controlled
- 8 configurable NCC or NOC outputs (active, potential-free)
- 8 signal inputs, 4x analogue and 4x digital, for sensors or door contacts
- 5 x RS-485 interface to the readers and extension modules.
- Anti-tamper input for housing contact
- Replaceable 4 GB memory card
- Menu-driven operation via integrated display
- AES-128-encrypted data communication

Technical data

- Plastic housing for DIN rail mounting
- Temperature range -10°C to + 70°C
- 230x115x50 mm (LxWxH)
- Operating current 12 V to 24 V DC/2.4 VA
- Current consumption 200 mA at 12 V
- Protection type IP30

	Access-Controllers
Article number	**Description/features**
348007V	**Central access controller for up to 8 doors** with up to 32 readers on RS485 interfaces for DIN rail installation Type AccessOne TSG8/Compact

Central access controllers
AccessOne

All controllers are fully capable of operating autonomously in the event of network failure or loss of connection to the higher-level central access controller.



Figure: TSG1/SDC

Capacity

- Up to 200,000 locking media data records
- Up to 100,000 events
- Offline authorisation data calculated daily
- Up to 255 day models, accurate to the minute, with 3 time intervals
- 1 door with up to 4 readers or 2 doors with 2 readers on each one can be controlled
- 2 x RS-485 or Wiegand interface to the readers (configurable choice)
- 2 configurable NCC or NOC outputs (active, potential-free)
- 4 active or passive signal inputs for sensors or door contacts
- Anti-tamper input for housing contact
- Replaceable 4 GB memory card
- AES-128-encrypted data communication

Technical data

- Plastic housing for surface-mounting
- Temperature range -25°C to +60°C
- 116x116x62 mm (LxWxH)
- Operating current 12 V DC or PoE
- Current consumption 80 mA at 12 V
- Protection type IP30

	Access-Controllers
Article number	**Description/features**
348008V	**Central access controller for up to 2 doors** with up to 4 readers on RS485 interfaces For wall terminal wall mounting Type: AccessOne TSG1/SDC

Hardware extensions for AccessOne controllers

AMC2 8IO-EXT
Extension module for up to eight input contacts and eight output contacts for upgrading the TSG8/Compact controller. Combinable with AMC2 16IO-EXT

AMC2 16IO-EXT
Extension module with 16 entrance contacts and 16 exit contacts for upgrading the TSG8/Compact controller. Combinable with AMC2 8IO-EXT



Figure: 16-IO module

Technical data

- 16 (8) relay outputs – at ohm load:
- Max. switching voltage: 30V DC
- Max. switching current: 2A
- 16 (8) analogue inputs
- Anti-tampering contact
- Temperature: 0°C to +45°C
- Power supply: 10 to 30V DC, max. 60VA
- Protection type IP 30
- Max. dimensions, WxHxD (mm): 232x90x46
- Approximate weight 0.4 kg

Ordering example, controller and accessories

Article number	Designation	Quantity
348007V	Central access controller TSG8/ Compact	10
348008V	Central access controller TSG1/SDC	5

Accessories and extensions for controllers

	Accessories and extensions for controllers
Article number	**Description/features**
348021V	**Input/output extension module** for an additional 8 analogue inputs and 8 relay outputs for controlling complex tasks via the TSG8/Compact controller RS485 interface, 10 to 30 V DC, IP30 DIN rail assembly Type BOSCH AMC2-8IO-EXT
348022V	**Input/output extension module** for an additional 16 analogue inputs and 16 relay outputs for controlling complex tasks via the TSG8/Compact controller RS485 interface, 10 to 30 V DC, IP30 DIN rail assembly Type BOSCH AMC2-16IO-EXT
348009V	**Single metal housing** for use of 1 x TSG8/Compact 1 power supply unit and 1 battery for the UPS Lockable. For installation in the secure area. Type BOSCH AMC2 ENC UL1 Supplied without controller, battery or power supply unit.
348010V	**Double metal housing** for use of 2 x TSG8/Compact 1 power supply unit and 1 battery for the UPS Lockable. For installation in the secure area. Type BOSCH AMC2 ENC UL2 Supplied without controller, battery or power supply unit
348011V	**Power supply unit with charging circuit** suitable for TSG8/Compact For creating a UPS Output power level 60VA For DIN rail installation Type BOSCH PSU-60
348012V	**Battery, 12V/7Ah** For creating a UPS for TSG8/Compact in combination with BOSCH PSU-60
348023V	**Power supply unit for TSG8/Compact access controller** for DIN rail mounting Supplies voltage to the controller and the connected readers 110 to 230 V AC/12 V DC/7 A
348024V	**Power supply unit for TSG1/SDC access controller** for DIN rail mounting Supplies voltage to the controller and the connected readers 110 to 230 V AC/12 V DC/4.5 A

Our readers
with access and update function

All the readers connected to our controllers work simultaneously as access readers and as update readers for authorisations of offline locking devices.

All readers work with 13.56 MHz
MIFARE DESFire EV2 and LEGIC advant locking media



Wall terminal, CES design housing

Flush-mounted version



Wall terminal, CES design housing

Weather-resistant and surface-mounted versions



Datafox reader

Two-factor authentication



PHG Voxio reader

Two-factor authentication



PHG Voxio display reader

As a time registration and info terminal



RS-485 wireless module

Provides an online connection



FEIG UHF long-range reader

These long-range readers achieve reading ranges of up to 10 m from the passive UHF locking medi



Gira switch series

Description:
WT-I integrated in GIRA Esprit Glass



Telecom Behnke Series 20 Shield with mounting frame

Description: WT-I in Telecom Behnke Series 20 Shield with mounting frame



Siedle Vario

Example: WT-I in BM-611, Silver metallic

Wall readers and wall terminals





	Wall readers and wall terminals
Article number	**Description/features**
WT-U-AO	**Wall terminal and updater** wall terminal, compact design, LEGIC ID system and MIFARE ID system, as AccessOne reader with access- and update-function without housing, assembly only, for fitting on existing 60 mm in-wall switch box. Integrated LEDs for optical red/green signalling, integrated beeper for acoustic signalling
EBWT-U	**CESentry wall terminal and updater** wall terminal, compact design, LEGIC ID system and MIFARE ID system, as AccessOne reader with access- and update-function without housing, assembly only, for fitting on existing 60 mm in-wall switch box. Integrated LEDs for optical red/green signalling, integrated beeper for acoustic signalling

	Wall terminal housings
Article number	**Description/features**
Standard	**CES design housing** Flush-mounting with metal frame including fixing screw Black or white
Standard for surface mounting	**CES design housing** Cover with metal frame including fixing screw and surface-mounted frame Weatherproof wall terminal version, IP55 Black or white
345001V	**CES design housing as a spare part** Cover with metalic frame incl. fixing screw Black or white
345120V	**Mounting frame for CES wall terminals with design housing,** for mounting wall terminals in back boxes including fixing screws
345103V	**Fitting frame for CES wall terminals or readers** in CES design housing for mounting on plain surfaces without existing wall switch boxes or to achieve weather resistance (IP55) of wall terminals

Ordering information			
Article number	Variant	Housing I (Outside)	Quantity
WT-I	/T	CES standard	

Wall readers and wall terminals



	Door intercoms
Article number	**Description/features**
Siedle Vario	**WT in Siedle Vario housing, silver-metallic for WT (SM)**
	Alternative Siedle finishes
	Dark grey-mica (DB703)
	White (RAL 9016)
	Anthracite grey (RAL 7016) or Basalt grey (RAL 7012) Grey aluminium (RAL 9007)
	For special colours, please specify RAL label and the colour
Article number	**Benaming / uitvoering**
Telecom-Behnke	**WT in Telecom-Behnke „Series 20“ design**
	Light switch series
Article number	**Description/features**
	GIRA: S55, shiny white, more colors on request
WT-G	**GIRA:** Surface switch series, pure white, gloss
	TX44, all GIRA colours
	Busch-Jäger: Futur Linear, Solo, Carat, Axcent Studio white, shiny
	Merten M: Polar white high gloss, other colors on request
	Jung AS500, Jung A594-0, CD500 alpine white

Switch series order information				
Manufacturer	Programm (Series)	Article number and description	Manufacturer's colour name	Quantity
Jung	AS 500	A594-0- WW, Dummy shield	Alpine white	2
Busch Jäger				
Merten				

PHG Voxio
and Datafox reader



	PHG Voxio and Datafox reader with access and update function
Article number	**Description/features**
348004V	**LEGIC and MIFARE Multi-RFID-System reader** with PIN code keyboard With RS485 interface to the host Protection type IP54, suitable for direct installation outdoors Type PHG Voxio Touch surface-mounted
348005V	**LEGIC and MIFARE Multi-RFID-System reader** with PIN code keyboard With RS485 interface to the host Protection type IP54, suitable for direct installation outdoors Type PHG Voxio Touch flush-mounted
348503V	**LEGIC and MIFARE Multi-RFID-System reader** with PIN code keyboard With RS485 interface to the host Version in Telecom Behnke Series 50 design
348006V	**LEGIC and MIFARE Multi-RFID-System reader** with display and PIN code keyboard For use as time data capture reader. With RS485 interface to the host Protection type IP65, suitable for the direct installation outdoors Type PHG Voxio Touch-Display flush-mounted
348017V	**LEGIC and MIFARE Multi-RFID-System reader** with display and PIN code keyboard For use as time data capture reader. With RS485 interface to the host Protection type IP65, suitable for the direct installation outdoors Type PHG Voxio Touch-Display surface-mounted
348032V	**Surface-mounted frame EVO** including mounting material Finish: Anthracite
348033V	**LEGIC and MIFARE Multi-RFID-System reader** with PIN code keyboard With RS485 interface to the host Protection type IP65, suitable for direct installation outdoors Typ Datafox EVO Intera II

Special readers

Vehicle recognition with FEIG UHF long-range readers

These long-range readers achieve reading ranges of up to 10 m from the passive UHF locking media, with adhesive pads, which can be attached directly to the windscreen on the inside of the vehicle.
The readers are connected directly to the controller via the RS-485 connection.
An additional antenna can be used to monitor a second vehicle lane as well.

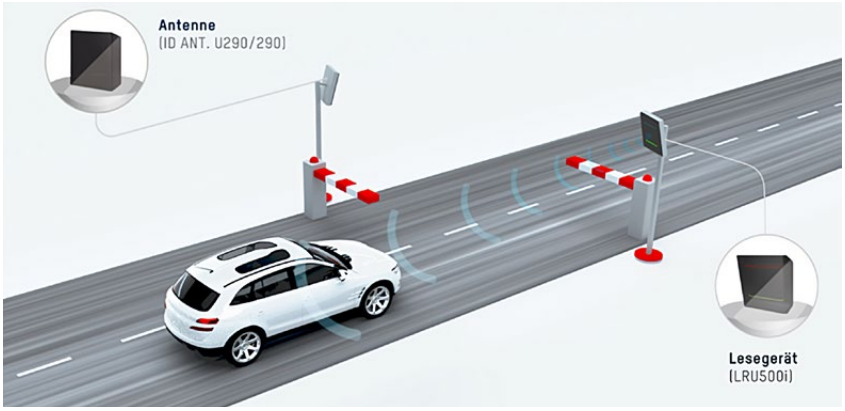

	Special readers
Article number	**Description/features**
348015V	**UHF long-range reader for vehicle access control** With RS485 interface for direct connection to the access controller. Red/green/blue visual display Anti-collision Weatherproof plastic case IP65 (290 × 290 × 100 mm) Operating voltage 12-24V DC/16W Type Feig LRU500i
348016V	**VESA100 mast and wall-mounting set** Pipe diameter 1 inches to 3 inches (approx. 2.5 cm to 7.6 cm) Suitable for LRU500i long-range reader
348014V	**24V power supply for LRU500i long-range reader.** Different plugs are available (EU, GB, US) but not included.
348028V	**Power cord for 24V power supply (348014V)**
348018V	**UHF locking medium, encrypted, self-adhesive** Passive UHF locking medium for secure vehicle access control applications. self-adhesive, for attaching directly to the windscreen on the inside of the vehicle, for example Coded with unique sequential number incl. print of unique number Size: 80 mm x 25.4 mm x 0.3 mm Packing unit 10 pieces
348019V	**External antenna for adding a vehicle lane/access road** Robust circular UHF long-range antenna 65° For connecting to stationary UHF readers Connection: TNC socket Frequency range: 865 - 868 MHz
348020V	**Cable for connecting the separate antenna to the long-range reader** R-TNC/TNC UHF antenna cable H155 coaxial cable for UHF antennas with TNC socket and UHF readers with R-TNC connection Connection type: R-TNC plug/TNC plug Length: approx. 6 m

Electronic cylinders

MIFARE or LEGIC ID system



EB815

Double knob cylinder

- For single-side identification with electronic locking media
- Optical red/green display
- Acoustic indications via integral beeper
- Locking on outer side using authorised locking medium only, permanently locking on inner side by means of mechanical knob
- Fire-resistant design, suitable for use on fire doors up to T120
- Basic length: 30.5 mm / 30.5 mm (knob/locking side)
- Finish: stainless steel, black
- Supplied with battery for operation and special fixing screw

---



EB815/AP

Double-knob anti-panic cylinder

Product description as for EB815, but differing as follows:

- Integrated anti-panic module for automatic resetting of the locking cam
- Defined locking cam position.
  (This electronic cylinder may only be used in locks for which approval for the electronic cylinder is provided)
- Basic length: 30.5 mm / 30.5 mm (knob/locking side)



EB802

Dummy cylinder

Product description as for EB815, but differing as follows:

- Inner side blank, without function or with profile insert



EB802/AP

Anti-panic dummy cylinder

Product description as for EB815/AP, but differing as follows:

- Inner side blank, without function or with profile insert



EB8710

Dual cylinder

Product description as for EB815, but differing as follows:

- For identification on both sides with electronic locking media
- Locking on both outer and inner sides using authorised locking medium only
- Independent authorisation control on both sides



EB851

Half cylinder

Product description as for EB815, but differing as follows:

- Half cylinder with electronic knob on outer side
- Locking on outer side using authorised locking medium only
- Basic length: 30.5 mm (locking side)



EB615

Double knob cylinder
- Swiss profile
- For single-side identification with electronic locking media
- Optical red/green display
- Acoustic indications via integral beeper
- Locking on outer side using authorised locking medium only, permanently locking on inner side by means of mechanical knob
- Basic length: 30.5 mm / 30.5 mm (knob/locking side)
- Finish: stainless steel, black
- Supplied with battery for operation and special fixing screw

---



EB615/AP

Double-knob anti-panic cylinder
Product description as for EB615, but differing as follows:
- Integrated anti-panic module for automatic resetting of the locking cam
- Defined locking cam position
  (This electronic cylinder may only be used in locks for which approval for the electronic cylinder is provided)



EB602

Dummy cylinder
Product description as for EB615, but differing as follows:
Inner side blank, without function or with profile insert



EB602/AP

Anti-panic dummy cylinder
Product description as for EB615, but differing as follows:
- Inner side blank, without function or with profile insert



EB6710

Dual cylinder
Product description as for EB615, but differing as follows:
- For identification on both sides with electronic locking media
- Locking on both outer and inner sides using authorised locking medium only
- Independent authorisation control on both sides



EB651

Half cylinder
Product description as for EB615, but differing as follows:
- Half cylinder with electronic knob on outer side
- Locking on outer side using authorised locking medium only
- Basic length: 30.5 mm (locking side)



Padlock

- For identification with electronic locking media
- With comfort function
- Optical red/green display
- Acoustic indications via integral beeper
- Locking on outer side using authorised locking medium only
- Supplied with battery for operation

EB215



Cam cylinder

- For identification with electronic locking media
- Optical red/green display
- Acoustic indications via integral beeper
- Locking on outer side using authorised locking medium only
- 90° swivel range
- Finish: stainless steel, black
- Supplied with battery for operation

EB5558



Round cylinder

- For identification with electronic locking media
- Optical red/green display
- Acoustic indications via integral beeper
- Locking on outer side using authorised locking medium only
- Finish: stainless steel, black
- Supplied with battery for operation

EB30

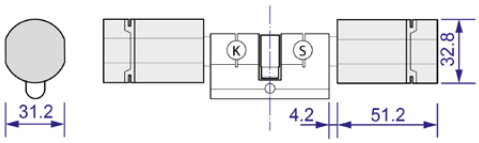

Double cylinder extensions

Double cylinder														
Innenseite (K) / Maße in mm								Outside (S) / dimensions in mm						
	90,5	...	65,5	...	40,5	35,5	30,5	30,5	35,5	40,5	...	65,5	...	90,5
Maximum axial dimension 90.5 mm, extension in 5 mm steps								Maximum axial dimension 90.5 mm, extension in 5 mm steps						

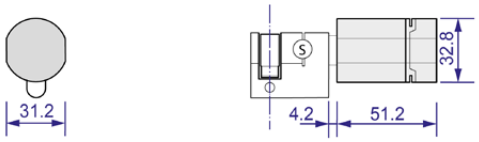

Single cylinder extensions

Single cylinder														
								Outside (S) / dimensions in mm						
								30,5	35,5	40,5	...	65,5	...	90,5
								Maximum axial dimension 90.5 mm, extension in 5 mm steps						

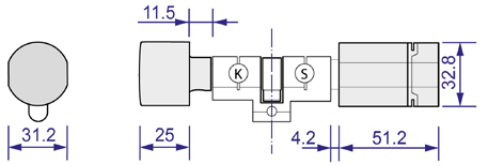

Double cylinder extensions - Swiss profile

Double cylinder														
Inside (K) / dimensions in mm								Outside (S) / dimensions in mm						
	90,5	...	65,5	...	40,5	35,5	30,5	30,5	35,5	40,5	...	65,5	...	90,5
Maximum axial dimension 90.5 mm, extension in 5 mm steps								Maximum axial dimension 90.5 mm, extension in 5 mm steps						

Ordering example for electronic cylinder						
Article number	Length (K) inside	Length (S) outside	Housing finish	Reader finish	Knob shape	Event storage
EB815	30,5	40,5	MPCR	O,W	CT	MITE, OERS

Electronic cylinders



	Electronic cylinders
Article number	**Description/features**
EB815	**Electronic double knob cylinder** CESentry version, reading on one side, EURO profile, ID technology LEGIC advant / MIFARE DESFire, with Bluetooth® Low Energy
EB851	**Electronic half cylinder** CESentry version, reading on external side only, EURO profile, ID technology LEGIC advant / MIFARE DESFire, with Bluetooth® Low Energy
EB8710	**Electronic dual cylinder** CESentry version, reading on both sides, EURO profile, ID technology LEGIC advant / MIFARE DESFire, with Bluetooth® Low Energy
EB802	**Electronic dummy cylinder** CESentry version, reading on one side, with dummy side, EURO profile, ID technology LEGIC advant / MIFARE DESFire, with Bluetooth® Low Energy

	For special versions see page 46
	For length table see page 48
	For knob shapes see page 50
	For special finishes see page 49

Electronic anti-panic cylinder



	Electronic anti-panic cylinder
Article number	**Description/features**
EB815/AP	**Electronic anti-panic cylinder** CESentry version, reading on one side, anti-panic features, EURO profile, ID technology LEGIC advant / MIFARE DESFire, with Bluetooth® Low Energy
EB802/AP	**Electronic anti-panic dummy cylinder** CESentry version, reading on one side, with dummy side, anti-panic features, EURO profile, ID technology LEGIC advant / MIFARE DESFire, with Bluetooth® Low Energy
–legic	**Surcharge for LEGIC technology**

	For special versions see page 46
	For length table see page 48
	For knob shapes see page 50
	For special finishes see page 49

Electronic cylinder, Swiss profile



	Electronic cylinders
Article number	**Description/features**
EB615	**Electronic double knob cylinder** CESentry version, reading on one side, Swiss profile, ID technology LEGIC advant / MIFARE DESFire, with Bluetooth® Low Energy
EB651	**Electronic half cylinder** CESentry version, reading on external side only, Swiss profile, ID technology LEGIC advant / MIFARE DESFire, with Bluetooth® Low Energy
EB6710	**Electronic dual cylinder** CESentry version, reading on both sides, Swiss profile, ID technology LEGIC advant / MIFARE DESFire, with Bluetooth® Low Energy
EB602	**Electronic dummy cylinder** CESentry version, reading on one side, with dummy side, Swiss profile, ID technology LEGIC advant / MIFARE DESFire, with Bluetooth® Low Energy
EB610	**Electronic hybrid cylinder** CESentry version, reading on one side, with mechanical locking side Swiss profile, ID technology LEGIC advant / MIFARE DESFire, with Bluetooth® Low Energy

	For special versions see page 46
	For length table see page 48
	For knob shapes see page 50
	For special finishes see page 49

Electronic anti-panic cylinder



	Electronic anti-panic cylinder
Article number	**Description/features**
EB615/AP	**Electronic anti-panic cylinder** CESentry version, reading on one side, anti-panic features, Swiss profile, ID technology LEGIC advant / MIFARE DESFire, with Bluetooth® Low Energy
EB602/AP	**Electronic anti-panic dummy cylinder** CESentry version, reading on one side, with dummy side, anti-panic features, Swiss profile, ID technology LEGIC advant / MIFARE DESFire, with Bluetooth® Low Energy
–legic	**Surcharge for LEGIC technology**

	For special versions see page 46
	For length table see page 48
	For knob shapes see page 50
	For special finishes see page 49

Electronic padlock



	Electronic padlock
Article number	**Description/features**
EB215	**Electronic padlock** CESentry version, with comfort function, ID technology LEGIC advant / MIFARE DESFire, with Bluetooth® Low Energy

Electronic cam cylinder



	Electronic cam cylinder
Article number	**Description/features**
EB5558	**Electronic cam cylinder** CESentry version, 90° swivel range, lever available in various versions ID technology LEGIC advant / MIFARE DESFire, with Bluetooth® Low Energy

For special finishes see page 49

Electronic round cylinders



	Electronic round cylinders
Article number	**Description/features**
EB27	**Electronic rim cylinder** CESentry version, for case locks, ID technology LEGIC advant / MIFARE DESFire, with Bluetooth® Low Energy
EB30	**Electronic rim cylinder** CESentry version, ID technology LEGIC advant / MIFARE DESFire, with Bluetooth® Low Energy

For special finishes see page 49

Electronic handle sets

Narrow shield



Narrow shield, stainless steel and black

CESentry EB11xx

- 13.56 MHz multi-ID system, LEGIC and MIFARE
- Compatible with OSS-SO standard
- Bluetooth® Low Energy
- Narrow shield version
- Weatherproof version IP54, suitable for use on external doors
- Fire-resistant design, suitable for use on fire doors up to T120
- Suitable for use on doors compliant with EN 179
- Stainless steel on outside/inside, with L-shape lever handle (standard version FSB1076) both sides
- Programmable via Desktop-Writer

Order example: EB11xx

Article number	HO Lever handle type outside	HI* Lever handle type inside	HD** Lever handle position	C Optional handle set finish	T Door thickness	CH Cylinder hole pat-tern	D Distance	SP Four square	ERSP Event storage	PTo Protection Type outside	PTi*** Protection Type inside
	See lever handle shapes	See lever handle shapes	L, R	0, B	35...184	PB, PO, PI	55...98	7...10	MITE, OERS	WR / FR	WR / FR
EB1120	FSB1070	FSB1070	L	0	55	PB	92	8	MITE	WR	FR

* Only for complementary long shield
** The lever handle position can be changed without special tools
*** Only for dual shield

L = Left, R = Right, 0 = Standard (Stainless steel), B = Black, PB = Cylinder hole both sides, PO = Cylinder hole outside, PI = Cylinder hole inside,
MITE = With event storage, OERS = Without event storage,
WR = Water resistant, FR = Fire resistant

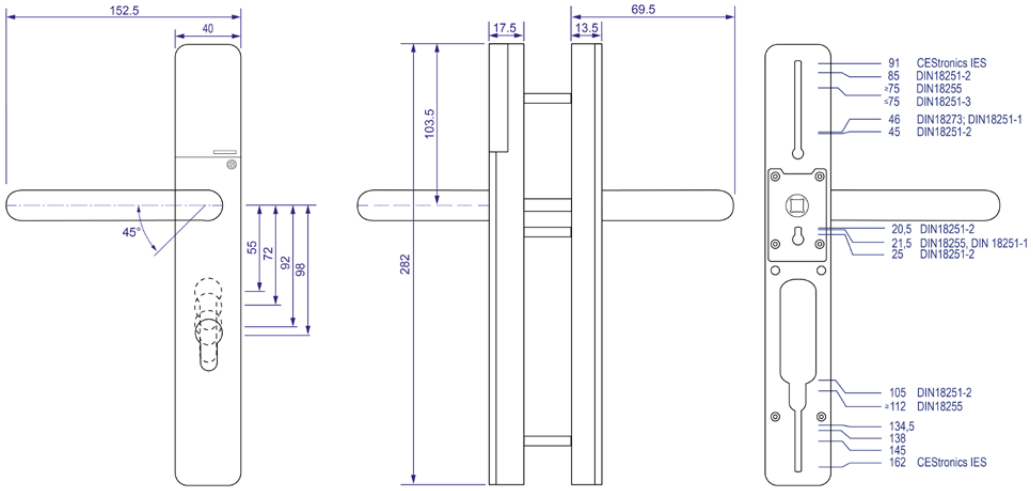

Electronic long shield handles



	Electronic long shield handles
Article number	**Description/features**
EB1110	**Electronic long shield** CESentry version, narrow shield on access and reverse sides, EURO design, ID technology LEGIC advant / MIFARE DESFire, with Bluetooth® Low Energy
EB1100	**Electronic long shield** CESentry version, narrow shield, access side only, for use on interior doors, EURO design, ID technology LEGIC advant / MIFARE DESFire, with Bluetooth® Low Energy
EB1120	**Electronic long shield** CESentry version, narrow shield on access side, wide shield on reverse side, EURO design, ID technology LEGIC advant / MIFARE DESFire, with Bluetooth® Low Energy
EB1130	**Electronic long shield** CESentry version, dual access control on both sides, narrow shield, EURO design, ID technology LEGIC advant / MIFARE DESFire, with Bluetooth® Low Energy
–WR	**Weather-resistant version according to IP54**
–legic	**Surcharge for LEGIC technology**

	For lever handle shapes see page 54
	For special finishes see page 49

Electronic long shield handles



	Electronic long shield handles
Article number	**Description/features**
EB1150	**Mechanical long shield one side fitting,** mechanical narrow shield, reverse side only, for use on interior doors, EURO design
EB1160	**Complementary long shield,** mechanical narrow shield on both sides, EURO design
EB1170	**Electronic long shield** CESentry version, narrow shield on access and reverse sides, EURO design, burglar-resistant to ES2, ID technology LEGIC advant / MIFARE DESFire, with Bluetooth® Low Energy
EB1171	**Electronic long shield** CESentry version, narrow shield on access and reverse sides, EURO design, burglar-resistant to SKG3 ID technology LEGIC advant / MIFARE DESFire, with Bluetooth® Low Energy
EB1180	**Electronic long shield** CESentry version, narrow shield on access side, wide shield on reverse side, EURO design, burglar-resistant to ES2, ID technology LEGIC advant / MIFARE DESFire, with Bluetooth® Low Energy
EB1181	**Electronic long shield** CESentry version, narrow shield on access side, wide shield on reverse side, EURO design, burglar-resistant to SKG3 ID technology LEGIC advant / MIFARE DESFire, with Bluetooth® Low Energy
–legic	**Surcharge for LEGIC technology**

	For lever handle shapes see page 54
	For special finishes see page 49

Electronic handle sets

Wide shield



Wide shield, stainless steel and black

CESentry EB12xx

- 13.56 MHz multi-ID system, LEGIC and MIFARE
- Compatible with OSS-SO standard
- Bluetooth® Low Energy
- Wide shield version
- Weatherproof version IP54, suitable for use on external doors
- Fire-resistant design, suitable for use on fire doors up to T120
- Suitable for use on doors compliant with EN 179
- Stainless steel on outside/inside, with L-shape lever handle (standard version FSB1076) both sides
- Programmable via Desktop-Writer

Order example: EB12xx

Article number	HO Lever handle type outside	HI* Lever handle type inside	HD** Lever handle position	C Optional handle set finish	T Door thickness	CH Cylinder hole pat-tern	D Distance	SP Four square	ERSP Event storage	PTo Protection Type outside	PTi*** Protection Type inside
	See lever handle shapes	See lever handle shapes	L, R	0, B	35...184	PB, PO, PI	55...98	7...10	MITE, OERS	WR / FR	WR / FR
EB1120	FSB1070	FSB1070	L	0	55	PB	92	8	MITE	WR	FR

* Only for complementary long shield
** The lever handle position can be changed without special tools
*** Only for dual shield

L = Left, R = Right, 0 = Standard (Stainless steel), B = Black, PB = Cylinder hole both sides, PO = Cylinder hole outside, PI = Cylinder hole inside,
MITE = With event storage, OERS = Without event storage,
WR = Water resistant, FR = Fire resistant

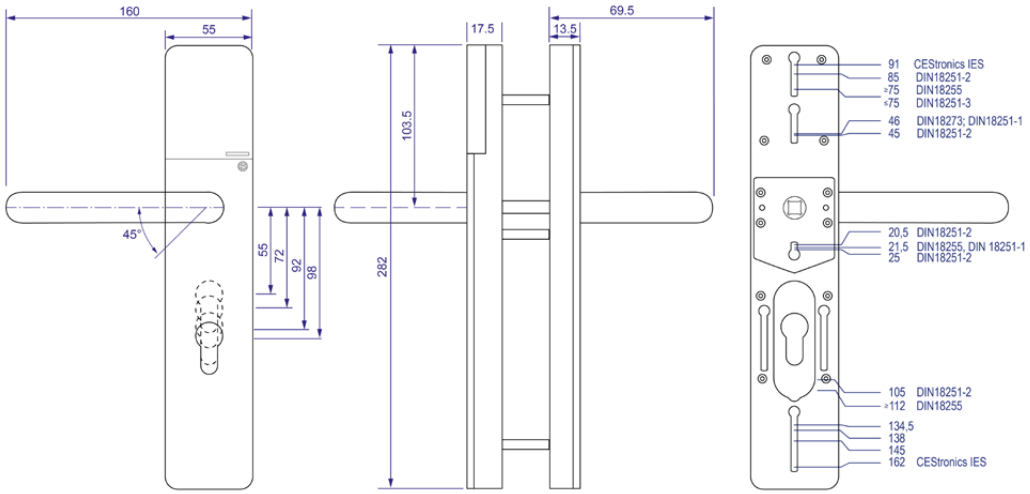

Electronic long shield handles



	Electronic long shield handles
Article number	**Description/features**
EB1220	**Electronic long shield** CESentry version, wide shield on access and reverse sides, EURO design, ID technology LEGIC advant / MIFARE DESFire, with Bluetooth® Low Energy
EB1200	**Electronic long shield** CESentry version, Wide shield, access side only, for use on interior doors, EURO design, ID technology LEGIC advant / MIFARE DESFire, with Bluetooth® Low Energy
EB1210	**Electronic long shield** CESentry version, wide shield on access side, narrow shield on reverse side, EURO design, ID technology LEGIC advant / MIFARE DESFire, with Bluetooth® Low Energy
EB1230	**Electronic long shield** CESentry version, dual access control on both sides, wide shield, EURO design, ID technology LEGIC advant / MIFARE DESFire, with Bluetooth® Low Energy
–WR	**Weather-resistant version according to IP54**
–legic	**Surcharge for LEGIC technology**

	For lever handle shapes see page 54
	For special finishes see page 49

Electronic long shield handles



	Electronic long shield handles
Article number	**Description/features**
EB1250	**Mechanical long shield one side fitting,** mechanical wide shield, reverse side only, for use on interior doors, EURO design
EB1260	**Complementary long shield,** mechanical wide shield on both sides, EURO design
EB1270	**Electronic long shield** CESentry version, wide shield on access and reverse sides, EURO design, burglar-resistant to ES2, ID technology LEGIC advant / MIFARE DESFire, with Bluetooth® Low Energy
EB1280	**Electronic long shield** CESentry version, wide shield on access side, narrow shield on reverse side, EURO design, burglar-resistant to ES2, ID technology LEGIC advant / MIFARE DESFire, with Bluetooth® Low Energy

Electronic handle sets

Compact-Shield



Compact-Shield stainless steel and black

CESentry EB32xx

- Multi-ID-System 13,56 MHz, LEGIC and MIFARE
- Bluetooth® Low Energy
- Programmable via Desktop-Writer
- Suitable for use on internal doors
- Stainless steel on outside/inside, with L-shape lever handle (standard version FSB1076) both sides

Order example: EB32xx

Article number	HO Lever handle type outside	HI* Lever handle type inside	HD** Lever handle position	CR Optional reader finish	C Optional handle set finish	T Door thickness	SP four square	ERSP event storage
	See lever handle shapes	See lever handle shapes	L, R	0, W	0, B	35...184	7...10	MITE, OERS
EB3220	FSB1070	FSB1070	L	0	B	55	8	MITE

* Only for complementary long shield

** The lever handle position can be changed without special tools

L = Left, R = Right, 0 = Standard (Stainless steel), B = Black, PB = Cylinder hole both sides, PO = Cylinder hole outside, PI = Cylinder hole inside,
MITE = With event storage, OERS = Without event storage

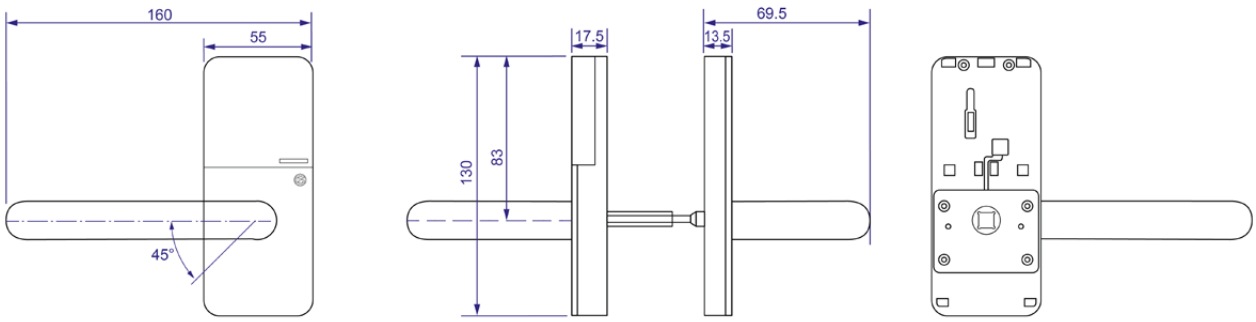

Compact electronic handle sets



	Compact electronic handle sets
Article number	**Description/features**
EB3220	**Electronic compact shield** CESentry version, access and reverse sides, for use on interior doors, ID technology LEGIC advant / MIFARE DESFire, with Bluetooth® Low Energy
EB3200	**Electronic compact shield** CESentry version, access side only, for use on interior doors, ID technology LEGIC advant / MIFARE DESFire, with Bluetooth® Low Energy
EB3230	**Electronic compact shield** CESentry version, dual access control on both sides, for use on interior doors, ID technology LEGIC advant / MIFARE DESFire, with Bluetooth® Low Energy
EB3250	**Mechanical compact shield one side fitting** mechanical reverse side only, for use on interior doors
EB3260	**Complementary compact shield** mechanical on both sides, for use on interior doors
EB3290	**Electronic cylinder rosette** both sides, prepared for Euro profile cylinders
–legic	**Surcharge for LEGIC technology**

	For lever handle shapes see page 54
	For special finishes see page 49

CES OMEGA FLEX handle sets and cylinders

CES OMEGA FLEX devices while stocks last.

More information in the CES OMEGA FLEX price list.

www.ces.eu/cesomegaflex-pricelist.html



Electronic furniture lock F4180

This electronic furniture lock replaces normal cam cylinder locks on office cupboards, lockers and drawers, and is easy to retrofit.
In addition to access control on doors, this furniture lock now also provides a way to organise and control access to clothing, valuables and hazardous materials.

Three operating modes are possible and can be configured:

All Open
All authorised locking media can open or close.

One Open (default setting)
A cabinet can be locked with every authorised locking medium. It can only be opened with the same locking medium.

One Open Plus
A cabinet can be locked with every authorised locking medium. It can only be opened with the same locking medium. A medium can only lock one cabinet. The locking or reservation time can be predefined. When it expires, the “locking medium” loses its authorisation to unlock. Then the cabinet can only be opened by a master medium.



Possible installation positions

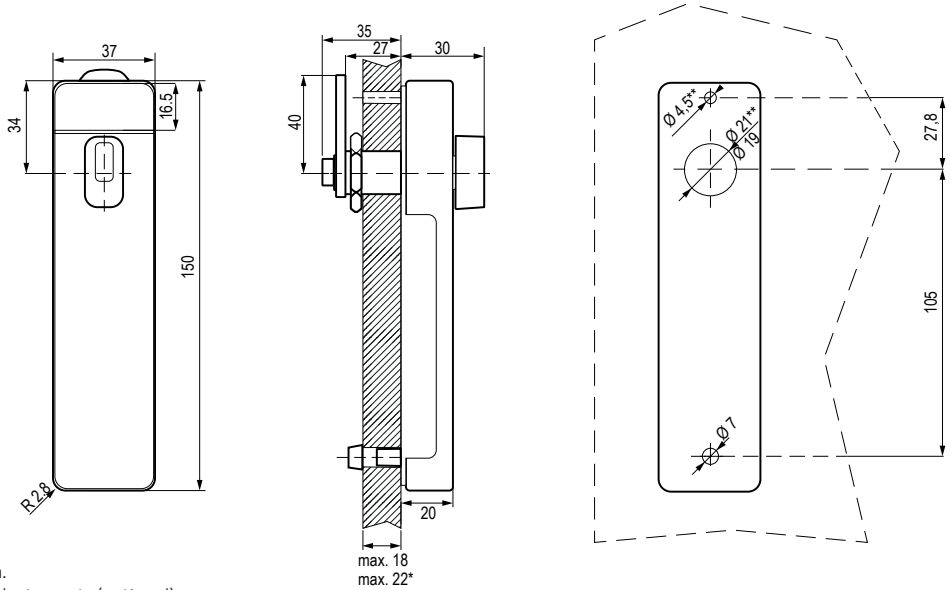

All dimensions in mm.
* When combined with step nuts (optional)
** If used with espagnolette lock

Ordering example, furniture lock						
Article number	LEGIC and MIFARE multi-ID system	V Variant /T, /NET	Type/Version Lever/square spindle	ERSP event memory Yes/No	Lever version	CS Handle set finish B, W
F4180		**/T**	**Lever**	**Yes/No**	**Standard**	**B**

Electronic furniture lock F4180

	Electronic furniture lock F4180
Article number	**Description/features**
F4180	**Electronic furniture lock** prepared for cabinet cylinder mounting Multi-ID System LEGIC und MIFARE for vertical or horizontal mounting Direction of rotation left or right Programming via master media or RF stick suitable for furniture or locker doors Coloring black individual numbering field incl. battery-pack
/T	**With real-time clock, automatic DST, time and event recording for up to 2,000 events.** Compatible with OSS-SO Standard 1.1
	Lever options
	Special lever
DSVS	**prepared for espagnolette locks**
	Optional door thicknesses
345205V	**Set of 10 x step nut, 18-22 mm**
345206V	**Set of 10 x step nut adapter washer, 18-22 mm**
	Optional colours
B	**Black RAL 9005**
W	**White RAL 9003**
	Optional accessories
345210V	**Set of 5 x battery pack**
345204V	**Screwdriver set T6 and T8**
345209V	**Battery-change tool**
345211V	**Drilling template (hardened steel)**
345207V	**Set of 10 x cover set, black**
345208V	**Set of 10 x cover set, white**
345212V	**Button set, angular**

	Optional accessories
Article number	**Description/features**
345213V	**Numbering: sequential number** applied on small labelling plates by laser engraving, per item
345214V	**Numbering and customer logo** applied on small labelling plates by laser engraving, per item Customer logo must be provided in a scalable file (.ai or .eps)
345215V	**User name laser engraving** applied on small labelling plates per item. The user name must be provided in a scalable file (.ai or .eps)
345216V	**Initial setup costs for customer logo or user name**
345217V	**Repeat setup costs for customer logo or user name**

Stand-Alone offline wall terminals



Flush-mounted



Surface-mounted

	Stand-Alone offline wall terminals
Article number	**Description/features**
EBWT–I	**Wall terminal** CESentry version, compact design, without housing, for mounting on existing 60 mm switch boxes, ID technology LEGIC advant / MIFARE DESFire, with Bluetooth® Low Energy
EBWT–II	**Wall terminal** CESentry version, consisting of reader and controller, for security applications, reading on external side, without housing, for mounting on existing 60 mm switch boxes ID technology LEGIC advant / MIFARE DESFire, with Bluetooth® Low Energy
342196V	**Reader for WT-II** Multi-ID system LEGIC and MIFARE, without housing, assembly only, for fitting on existing 60 mm in-wall switch box. Integrated LEDs for optical red/green signalling, integrated beeper for acoustic signalling
	Wall terminal housings
Variants	**Description/features**
Standard flush-mounted	**CES design housing** Cover with metal frame including fixing screw Flush-mount version Black or white
Standard surface-mounted	**CES design housing** Cover with metal frame including fixing screw and surface-mount frame Weatherproof surface-mount version, IP55 Black or white
	Options
Variants	**Description/features**
247724V	**Power supply unit for WT wall terminals** Power supply unit for top hat rail assembly in secured spaces 230V AC / 12 V DC (max. 800 mA) Suitable for connection to additional consumers (e.g. electric strike) Finish: Light grey

Locking media

CESentry is compatible to LEGIC and MIFARE 13,56 MHz-RFID-Systems.

In addition to a smartphone, RFID media can also be used as an access medium.

- CES electronic key (in combination with mechanical locking systems)
- ID card in ISO format
- Key fob



Electronic key



ID card in ISO format



Key fob



SlimLine Key fob

Media
13.56 MHz / 868 MHz transponder media



	Electronic-Keys
Article number	**Description/features**
ESL-C	**OMEGA LEGIC key** solid black, LEGIC ATC 4096 transponder, for all available CES locking systems, with serial number for identification
	supplied with new locking system
	supplied as spare or replacement key
ESM-C	**CES Electronic key MIFARE DESFire** Monochrome black, transponder: EV3 8k for all available CES locking systems, including serial number for identification
	Supplied with the new system
	Supplied as replacement key
342559V	**CES electronic MIFARE DESFire locking medium clip EV3 8k** Selectie kleur Leveringsstatus: ongemonteerd, om vast te klikken op bestaande CES-sleutel met ronde sleutelkop incl. marking with sequential numbering, 1 PU = 5 pieces
342561V	**CES electronic locking medium clip** LEGIC advant ATC 4096 ID technology Selection of colour When delivered: not mounted, to be clipped onto existing CES keys with a round key head. 1 PU = 5 pieces

Media
13.56 MHz / 868 MHz transponder media



	Electronic-Keys
Article number	**Description/features**
	Surcharge for labelling
342580V	**Premium LEGIC advant key fob** ATC4096-MP311 choice of colours, with stainless steel shackle, incl. marking with sequential numbering, 1 PU = 5 pieces
342541V	**Premium key fob MIFARE DESFire EV3** with stainless steel shackle Transponder: DESFire EV3 8k including serial number for identification 1 PU = 5 pieces Colours: Black, red, green, blue yellow and white
342540V	**SlimLine key fob DESFire EV3** Transponder: DESFire EV3 8k including serial number for identification 1 PU = 5 pieces Colours: Black, red, green, blue yellow and white
342356V	**LEGIC advant key fob** ATC4096-MP311 selection of colours, incl. marking with sequential numbering, 1 PU = 5 pieces
342505V	**Hybrid key fob DESFire EV3 and EM4200,** Premium Line Minimum order quantity = 50 pieces 1 PU = 5 pieces
342545V	**DESFire ID card** neutral white, incl. marking with sequential numbering, 1 PU = 5 pieces

Media
13.56 MHz / 868 MHz transponder media



	Electronic-Keys
Article number	**Description/features**
342237V	**LEGIC advant ID card** ATC4096-MP transponder version neutral white, incl. marking with sequential numbering, 1 PU = 5 pieces
342545V	**DESFire EV3 8k version** 1 PU = 10 pcs.
348018V	**UHF locking medium, encrypted** Passive UHF locking medium for secure vehicle access control applications. Self-adhesive, for attaching directly to the windscreen on the inside of the vehicle, for example Coded with unique consecutive number Imprinted with unique consecutive number Size: 80 mm x 25.4 mm x 0.3 mm Packing unit 10 pieces
	Options:
	Coding of locking media Application to OSS segment per locking medium / badge
	Coding of locking media in accordance with customer instructions.
	Card with additional HICO or LOCO magnetic stripe
	Card with additional bar code
	Card in combination with different transponder systems
	We shall gladly offer customized printing of your ID cards.
	Compatible ID card creation system consisting of printer with encoder, web cam and accessories Only to be used with software extension “348120V ID Card Creation”

Tools

	Tools
Article number	Description/features
346206	Mounting key for electronic knob
349129	Compact shield removal tool

Services

	Services
Article number	**Description/features**
D101	**User Training/system instruction** Instruction of users in the use of the software at the customer's system, on a PC supplied by the customer in line with the AccessOne system requirements. Creation of the locking data for about 5 users based on written specifications by the customer. The specifications must be available in a table at the time of training. Max. 3 persons, 1 day, incl. travelling expenses
D102	**Admin training course/instruction in system use** Instruction of users in handling the software on the company system, on a PC provided for use by the customer in accordance with the system requirements for AccessOne. Setting of the most important system parameters such as reader and card formats, validation periods, security levels and offline areas. Instruction in handling the different door models. Preparation for importing personal and device data. A table containing the personal data, door designations and time models must be present on the date set, for that purpose. Max. 3 people, 1 day, including travel costs
D005	**Working time** One hour corresponds to 6 units of work, per unit of work
D006	**Travelling expenses** Per driven kilometre
D007	**Travelling time** One hour corresponds to 6 units of work, price per unit of work
D008	**Special hardware/software solutions** Special adaptation of devices/interfaces and special functions

	Services
Article number	**Description/features**
D009	**Project planning and design** Project planning of mechatronic systems by CES system engineers Scope: - One coordination meeting with site supervision or craftsmen (electricians, fitters, fire safety officers, etc.) Planning will be based on the documents (building plans, room plans) to be supplied by the customer. - Preparation of a specification documentation Any unforeseeable additional services that are due to customer-specific adaptations, interruptions and waiting times as a consequence of delays on the customer's side (e.g. non-appearance of craftsmen) will be charged extra at the stated rates (D005...D007). Per day, incl. travelling expenses
D104	**Specifications/documentation** Creation of a system-specific set of specifications based on the customer requirements. Contents: - One-time coordination meeting with the construction managers or craftsmen (electricians, joiners, fire protection officers etc.) To be based on documents (construction plans, room plans) that are to be supplied by the customer - Creation of specification documentation Additional unforeseeable services arising from customer-specific adjustments, interruptions and waiting times caused by delays on the construction site (e.g. by craftsmen failing to turn up) will be charged for separately according to effort and expenditure (D005–D007).
D010	**Commissioning** Commissioning of mechatronic systems by CES system engineers. Scope: Commissioning of the locking devices already fitted by the customer according to CES specifications. Prerequisites: Locking devices are fitted at the place of installation, any wiring that may be required has been laid up to the locking devices according to CES specifications and is clearly marked. Any additional unforeseeable services resulting from customer-specific adaptation, improper preparation, interruptions and delays on the customer's side (e.g. non-appearance of craftsmen, unmarked wiring, etc.) will be charged extra at the sated rates (D005...D007). Per day, incl. travelling expenses

Special function



Special function	Description of function	EB815	EB851	EB8710	EB802	
.../3	Mechanical knob shaft with Allen key				+	
.../14	With triangular shaft for fire service, M4/M6/M10				+	
.../30	Mechanical knob shaft with coin slot				+	
.../33	Locking cam, radius 13.5 mm	+	+	+	+	
.../34	Mechanical knob shaft with square spindle, internal				+	
.../35	One M6 thread on rear, bottom		+			
.../39	BIFFAR double locking cam	+	+	+	+	
.../41	10-tooth pinion, Ø 24 mm	+	+	+	+	
.../42	Locking cam, ABUS star	+	+	+	+	
.../46	Mechanical square shaft, 6 or 8 mm	+				
.../51	Two M4 threads on rear		+			
.../60	Internal mechanical knob with slip clutch	+				
.../97	1 mm shortened cylinder housing for door profiles with core bore hole	+	+	+	+	
.../102	Turning lever		+			
.../104	Short side 7.5 mm		+			
.../112	Locking cam, radius 10.8 mm	+	+	+	+	
.../113	One M4 thread on rear, bottom		+			
.../120	Mechanical knob shaft with M4 threaded hole	+				
.../121	Mechanical knob shaft with flat milled groove 60°, 7 mm	+				
.../123	Side fixing hole	+	+	+	+	
.../124	One M5 thread on rear, bottom		+			
.../127	For glass doors, with short inner side	+			+	
.../130	Mechanical knob shaft Ø 8 mm	+				
.../131	Mechanical knob shaft Ø 7.9 mm	+				
.../132	Mechanical square shaft, 8.2 mm	+				
.../133	Locking cam, radius 13.1 mm, width 5.2 mm	+	+	+	+	
.../137	Mechanical square shaft 6 or 8 mm, length 85 mm	+				
.../139	Mechanical knob shaft Ø 6 mm, length 11.8 mm	+				
.../142	Locking cam, radius 11.3 mm, width 4.3 mm	+	+	+	+	
.../143	Mechanical knob shaft with 8 mm internal square spindle				+	
.../158	Mechanical square shaft, 5 mm	+				
.../160	18-tooth pinion, Ø 30 mm	+	+	+	+	
.../163	Radius 13.5 mm, width 4.5 mm	+	+	+	+	
.../167	Mechanical knob shaft with flat driver pin, can be cut to length, width 7.5 mm	+	+			
.../176	Mechanical knob shaft Ø 7 mm	+				
.../182	Mechanical knob shaft Ø 7 mm, without hole	+				

	EB810	EB815/AP	EB802/AP	EB615	EB651	EB6710	EB602	EB610	EB615/AP	EB602/AP	EB715	EB751	EB7710	EB702	EB710	EB715/AP	EB702/AP
			+				+			+				+			+
			+				+			+				+			+
			+				+			+				+			+
	+	+	+	+	+	+	+	+	+	+	+	+	+	+	+	+	+
			+				+			+				+			+
					+							+					
	+	+	+	+	+	+	+	+	+	+	+	+	+	+	+	+	+
	+	+	+	+	+	+	+	+	+	+	+	+	+	+	+	+	+
	+	+	+	+	+	+	+	+	+	+	+	+	+	+	+	+	+
		+		+					+		+					+	
					+							+					
		+		+					+		+					+	
	+	+	+	+	+	+	+	+	+	+	+	+	+	+	+	+	+
					+							+					
					+							+					
	+	+	+	+	+	+	+	+	+	+	+	+	+	+	+	+	+
					+							+					
		+		+					+		+					+	
		+		+					+		+					+	
	+	+	+	+	+	+	+	+	+	+	+	+	+	+	+	+	+
					+							+					
				+			+				+			+			
		+		+					+		+					+	
		+		+					+		+					+	
		+		+					+		+					+	
	+	+	+	+	+	+	+	+	+	+	+	+	+	+	+	+	+
		+		+					+		+					+	
		+		+					+		+					+	
	+	+	+	+	+	+	+	+	+	+	+	+	+	+	+	+	+
			+				+			+				+			+
		+		+					+		+					+	
	+	+	+	+	+	+	+	+	+	+	+	+	+	+	+	+	+
	+	+	+	+	+	+	+	+	+	+	+	+	+	+	+	+	+
		+		+	+				+		+	+				+	
		+		+					+		+					+	
		+		+					+		+					+	

Extensions

Length A (K, internal)	Length B (S, external)	Overall length
30,5	30,5	61
30,5	35,5	66
30,5	40,5	71
30,5	45,5	76
30,5	50,5	81
30,5	55,5	86
30,5	60,5	91
30,5	65,5	96
30,5	70,5	101
30,5	75,5	106
30,5	80,5	111
35,5	35,5	71
35,5	40,5	76
35,5	45,5	81
35,5	50,5	86
35,5	55,5	91
35,5	60,5	96
35,5	65,5	101
35,5	70,5	106
35,5	75,5	111
35,5	80,5	116
40,5	40,5	81
40,5	45,5	86
40,5	50,5	91
40,5	55,5	96
40,5	60,5	101
40,5	65,5	106
40,5	70,5	111
40,5	75,5	116
40,5	80,5	121
45,5	45,5	91
45,5	50,5	96
45,5	55,5	101
45,5	60,5	106

Length A (K, internal)	Length B (S, external)	Overall length
45,5	65,5	111
45,5	70,5	116
45,5	75,5	121
45,5	80,5	126
50,5	50,5	101
50,5	55,5	106
50,5	60,5	111
50,5	65,5	116
50,5	70,5	121
50,5	75,5	126
50,5	80,5	131
55,5	55,5	111
55,5	60,5	116
55,5	65,5	121
55,5	70,5	126
55,5	75,5	131
55,5	80,5	136
60,5	60,5	121
60,5	65,5	126
60,5	70,5	131
60,5	75,5	136
60,5	80,5	141
65,5	65,5	131
65,5	70,5	136
65,5	75,5	141
65,5	80,5	146
70,5	70,5	141
70,5	75,5	146
70,5	80,5	151
75,5	75,5	151
75,5	80,5	156
80,5	80,5	161
Other lengths on request		

Finishes

Finish no.	Finish abbreviation	Designation
Standard		Edelstahloptik
Standard		black
01	MMVG	Nickel-plated dull
02	MMGB	Brass brushed
03	MPOL	Brass polished
04	MMCR	Chrome-plated velours
05	MPCR	Chrome-plated polished
06	MPV	Nickel-plated polished
07	MBR	Brass bronze
08	MALT	Brass smooth antique
15	MBRD	Dark brown coloured
16	MBRH	Light brown coloured
17	MANT	Brass brushed antique
18	KANT	Brass copper antique
20	MVGE	Nickel-plated dull protective
31	MMVB	Nickel-plated brushed
33	MGCR	Brushed chrome plated
49	MGV	Nickel-plated velours

Knob shapes

Form	Code	Description
	A	A-Knauf
	CR	CR-Knauf
	CT	CT-Knauf
	EB	EB-Knauf
	EH	EH-Knauf
	E	E-Knauf
	ES	ES-Knauf

Form	Code	Description
	ET	ET-Knauf
	F	F-Knauf
	FL	FL-Knauf
	HH	HH-Knauf
	H	H-Knauf
	J	J-Knauf
	S	S-Knauf

Options
Finishes and knobs

Finish code		Knob type	Knob code		Price category
MMVG	+	H	H/NF	=	Standard
			H/NG	=	Standard
		CT	UKNG	=	2
		ET	ETNG	=	2
		CR	CRNG	=	1
		E	E/NF	=	2
		A	A/NF	=	2
		S	S/NG	=	2
		HH	HHNF	=	2
		ES	ESNF	=	2
		EH	EHNF	=	2
MMVB	+	H	H/NG	=	Standard
		CT	UKNG	=	2
		ET	ETNG	=	2
		CR	CRNG	=	1
		E	E/NG	=	2
		A	A/NG	=	2
		S	S/NG	=	2
MMGB	+	H	H/MG	=	1
		CT	UKMG	=	2
		ET	ETMG	=	2
		CR	CRMG	=	1
MPOL	+	H	H/MP	=	1
		CT	UKMP	=	2
		ET	ETMP	=	2
		CR	CRMP	=	1
MPOU	+	H	H/MU	=	1
		CT	UKMU	=	2
		ET	ETMU	=	2
		CR	CRMU	=	1
MESN	+	H	H/MN	=	2
		CT	UKMN	=	2
		ET	ETMN	=	2
		CR	CRMN	=	2

Finish code		Knob type	Knob code		Price category
MMCR	+	H	H/MC	=	2
		CT	UKMC	=	2
		ET	ETMC	=	2
		CR	CRMC	=	2
MPCR	+	H	H/PC	=	2
		CT	UKPC	=	2
		ET	ETPC	=	2
		CR	CRPC	=	2
MGCR	+	H	H/CG	=	2
		CT	UKCG	=	2
		CR	CRCG	=	2
MPV	+	H	H/PV	=	1
		CT	UKPV	=	2
		ET	ETPV	=	2
M_SS	+	H	H/EF	=	1
		H	H/NI	=	2
		CT	UKEF	=	2
		ET	ETEF	=	2
		EB	EBEF	=	Standard
		CR	CREF	=	1
		S	S/EF	=	2
MGV	+	H	H/MV	=	1
		CT	UKMV	=	2
		ET	ETMV	=	2
		CR	CRMV	=	1
MGVE	+	H	H/GE	=	1
MALT	+	H	H/AD	=	2
		CT	UKAD	=	2
		ET	ETAD	=	2
		CR	CRAD	=	2
MANT	+	H	HMAN	=	2
		CT	UKMA	=	2
		CR	CRMA	=	2
MBRH	+	H	H/BH	=	2
		CT	UKBH	=	2
		ET	ETBH	=	2



Options
Finishes and knobs

Finish code		Knob type	Knob code		Price category
MBR	+	H	H/BÜ	=	2
		CT	UKBÜ	=	2
		CR	CRBÜ	=	2
MBRD	+	H	H/BD	=	2
		CT	UKBD	=	2
		ET	ETBD	=	2
		CR	CRBD	=	2
MMSW	+	H	H/SG	=	2
		CT	UKSW	=	2
		ET	ETSW	=	2
		CR	CRSG	=	2
F79	+	H	H/79	=	2
		CT	UK79	=	2
		ET	ET79	=	2
		CR	CR79	=	2
KANT	+	H	H/KAN	=	2
		CT	UKKA	=	2
C500	+	H	H/WL	=	2
		CT	UKWL	=	2
		ET	ETWL	=	2
		CR	CRWL	=	2
		E	E/WL	=	2
C502	+	H	H/WL	=	2
		CT	UKWL	=	2
		ET	ETWL	=	2
		CR	CRWL	=	2
		E	E/WL	=	2
C506	+	H	H/WL	=	2
		CT	UKWL	=	2
		ET	ETWL	=	2
		CR	CRWL	=	2
		E	E/WL	=	2

Finish code		Knob type	Knob code		Price category
C520	+	CT	UKBB	=	2
		ET	ETBB	=	2
		CR	CRBB	=	2
C640	+	H	H/64	=	2
		CT	UK64	=	2
		ET	ET64	=	2
		CR	CR64	=	2
		E	E/64	=	2
C642	+	H	H/64	=	2
		CT	UK64	=	2
		ET	ET64	=	2
		CR	CR64	=	2
		E	E/64	=	2
C650	+	H	H/65	=	2
		CT	UK65	=	2
		ET	ET65	=	2
		CR	CR65	=	2
		E	E/65	=	2
		A	A/65	=	2
C652	+	H	H/65	=	2
		CT	UK65	=	2
		ET	ET65	=	2
		CR	CR65	=	2
		E	E/65	=	2
		A	A/65	=	2
C660	+	H	H/66	=	2
		CT	UK66	=	2
		ET	ET66	=	2
C662	+	H	H/66	=	2
		CT	UK66	=	2
		ET	ET66	=	2



Options
Finishes and knobs

Finish code		Knob type	Knob code		Price category
C670	+	H	H/67	=	2
		CT	UK67	=	2
		ET	ET67	=	2
		CR	CR67	=	2
C672	+	H	H/67	=	2
		CT	UK67	=	2
		ET	ET67	=	2
		CR	CR67	=	2
C680	+	H	H/68	=	2
		CT	UK68	=	2
		ET	ET68	=	2
		CR	CR68	=	2
C682	+	H	H/68	=	2
		CT	UK68	=	2
		ET	ET68	=	2
		CR	CR68	=	2
C690	+	H	H/69	=	2
		CT	UK69	=	2
		ET	ET69	=	2
		EB	EB69	=	Standard
		CR	CR69	=	2
		E	E/69	=	2
C692	+	H	H/69	=	2
		CT	UK69	=	2
		ET	ET69	=	2
		CR	CR69	=	2
		E	E/69	=	2



Lever handle shapes

Form	Code	Description
	FSB1070	Handle shape FSB 1070 ‘U-shape’, suitable for EN179
	FSB1076	Lever handle shape FSB 1076 ‘L-shape’
	FSB1053	Handle shape FSB 1053 ‘Ulmer Klinke’, suitable for EN179
	FSB1053G	Handle shape FSB 1053G ‘Ulmer Klinke, elbowed’, suitable for EN179
	FSB1070G	Handle shape FSB 1070 ‘U-shape, elbowed’, suitable for EN179
	FSB1244	Lever handle shape FSB 1244
	FSB1245	Lever handle shape FSB 1245
	FSB1245G	Lever handle shape FSB 1245, elbowed
	FSB1267	Lever handle shape FSB 1267
	FSB1004	Lever handle shape FSB 1004

Further FSB lever handle shapes on request

C.Ed. Schulte GmbH
Zylinderschlossfabrik
Friedrichstraße 243
D-42551 Velbert
✆ +49 2051 204 0
✉ info@ces.eu

www.ces.eu

Subject to technical changes without notice · EN · V12 · 11.26