Take advantage of the webshop discount!

Order easily and quickly via our webshop:
https://webshop.ces.eu



Price List 2026

Mechanical locking systems

Connect people. Create access.

Special notes

- The prices detailed in this price list are in euro per item, unless stated otherwise.
- Prices for cylinders do not include keys
- **We charge a manual entry fee for future expansion and replacement orders for locking systems, restricted-access locking and keys that are not placed via the webshop.**

  → 30,00 € net from 01.03.2026
- **For orders for the addition of cylinders to existing locking systems, single locks and standard profile (NP), an order fee of €45.00 net will be charged. Replacement key orders are not affected.**
- The following applies to submissions after **24 months**:

  → A **inspection fee of €89.00 net** will be charged for up to five locking cylinders/ keys from mechanical locking systems.

  → A **inspection fee of €89.00 net** per device is charged for electronic locking systems.
- Our cylinders (profile cylinders, special cylinders, door lock and furniture lock cylinders) are made of solid brass.

To enable CES to process your orders efficiently and punctually, we reserve the right to act as follows:

- For orders of double cylinders that do not carry a unique article number, we will supply standard double cylinders of art. no. 810.
- For orders of single cylinders that do not carry a unique article number, we will supply standard single cylinders of art. no. 851 1/2.
- For orders of knob cylinders that do not carry a unique article number, we will supply standard knob cylinders, art. no. 815, knob H, NiRO finish.
- For orders of cam cylinders that do not carry a unique article number, we will supply standard cam cylinders, art. no. 5558/30.
- For orders of profile cylinders in which a specific finish is not specified, the 'brass, matt nickel-plated' finish (MMVG) will be supplied. Special finishes are listed on page 10 and in the product catalogue on page 99.
- For orders of normal profile cylinders that do not include a clear indication of the number of keys, three keys will be made, supplied and invoiced per cylinder.
- If no indication is given when ordering standard profile cylinders as to whether they are to be supplied keyed differently or keyed alike, they will automatically be assumed to be keyed differently and recorded accordingly.
- Prices are subject to change. We reserve the right to charge for our products at the current market rate.
- With the publication of this price list, effective from 01 March 2026, all earlier price lists cease to have effect.
- The prices quoted in this list are non-binding recommended prices.
- VAT is charged separately at the statutory rate.
- Printing errors, mistakes, technical and visual alterations excepted.
- Classifications and certificates can be provided on request.

You can also place orders via our web shop
https://webshop.ces.eu

Table of contents

Special notes	2
Order example and key to abbreviations	4
Table of prices by locking system and product group	5
Special functions	6
Extensions	8
Finishes	10
Knobs	11
Keys	14
Drill and anti-pulling protection	15
Dust protection and u-bolt height padlock	16
Services and Repairs	17
Important information on use and maintenance	19
Product liability	20
General Terms of Delivery and Payment	21

Order example

815/140 in DU system; length 27.5 mm/40.5 mm; finish C690;

KNC + System (DU)	145,00 €
Special function: /140 = price category 1	12,00 €
Extension 1 × 10,00 €	10,00 €
Finish option: C690 = price category 2	22,00 €
5x keys with cylinder	50,00 €
Total price	**239,00 €**

Key

Abbreviation	 **DC**	 **HC**	 **KNC**	 **PL**	 **CC**	 **CWL**
Product group	Double cylinder	Single cylinder	Knob cylinder	Padlock	Cam cylinder for door	Cylinder without locking function

Abbreviation	 **RC**	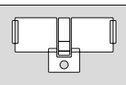 **IDC**	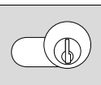 **ICC**	 **IHC**	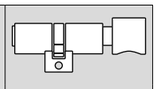 **IKNC**
Product group	Round cylinder	International double cylinder	International cam cylinder	International single cylinder	International knob cylinder

Table of prices by locking system and product

	System	DC	HC	KNC	PL	CC	CWL	RC
Convential key systems	DU+/UD+	150,00 €	110,00 €	155,00 €	180,00 €	130,00 €	70,00 €	270,00 €
	DU/UD	130,00 €	100,00 €	145,00 €	170,00 €	120,00 €	70,00 €	260,00 €
	TDU/SP/PS/ KM/KB/KBZ	200,00 €	170,00 €	215,00 €	240,00 €	190,00 €	70,00 €	330,00 €
	TZ/U5/S4000	200,00 €	170,00 €	215,00 €	240,00 €	190,00 €	70,00 €	330,00 €
Reversible key systems	WD/DW	160,00 €	130,00 €	175,00 €	200,00 €	150,00 €	70,00 €	290,00 €
	WO/WZ/WM	230,00 €	200,00 €	245,00 €	270,00 €	220,00 €	70,00 €	370,00 €
Conventional customer profile	UDMplus	105,00€	85,00 €	120,00 €	155,00 €	105,00 €	70,00 €	245,00 €
	UDM	90,00 €	70,00 €	105,00 €	140,00 €	90,00 €	70,00 €	240,00 €
	PSM	80,00 €	60,00 €	95,00 €	130,00 €	80,00 €	70,00 €	220,00 €
	MKM / PXM	95,00 €	75,00 €	110,00 €	145,00 €	95,00 €	70,00 €	245,00 €
REv. key systems customer profile	RHM	140,00 €	120,00 €	155,00 €	190,00 €	140,00 €	70,00 €	280,00 €
	RBM	115,00 €	95,00 €	130,00 €	165,00 €	115,00 €	70,00 €	255,00 €
	DM	200,00 €	180,00 €	215,00 €	250,00 €	200,00 €	70,00 €	340,00 €
	WSM	130,00 €	110,00 €	145,00 €	180,00 €	130,00 €	70,00 €	270,00 €
Standard-profile	NP**	70,00 €	50,00 €	85,00 €	120,00 €	70,00 €	70,00 €	160,00 €
Security cylinder	TUD-VA5/ WSZ*	160,00 €	130,00 €	175,00 €	200,00 €	150,00 €	70,00 €	290,00 €
	KSZ*	130,00 €	100,00 €	145,00 €	170,00 €	120,00 €	70,00 €	260,00 €

	System	IDC	ICC	IHC	IKNC
Reversi-ble key systems	WD/DW	190,00 €	190,00 €	150,00 €	200,00 €
	WO/WZ/WM	190,00 €	190,00 €	150,00 €	200,00 €
Rev. key systems customer profile	RHM	200,00 €	140,00 €	150,00 €	200,00 €
	DM	200,00 €	200,00 €	180,00 €	215,00 €
	WSM	190,00 €	140,00 €	140,00 €	195,00 €

*** Please add the system-included surcharges for drill protection (€22.00) and double-sided BZ1 (€22.00) to the price.**

**** A surcharge of €130.00 applies for locking systems HFE, HBR, HOF, HBZ and HFB.**

Special functions

Special functions

Position	Function	Description	810	8710	8710F	8710½F	8511½	8101½	815	5558			30	802	8021½	5808	5838	4177		Position	Price category
1	/MO	Modular version	+	+			+		+											1	2
2	F	Free wheel mode (FZG)			+	+														2	2
3	G	emergency key system	+				+		+											3	1
4	Z	Pull pin / reversing pin (only possible in the KB system)	+	+	+	+	+	+	+	+			+	+	+	+	+	+		4	2
5	/1	Profile insert, both sides, allen key												+							2
6	/2	Profile insert, blank, allen key												+						6	2
7	/3	Profile insert, knob/allen key												+	+					7	2
8	/4	Knob cylinder, allen key with visual locked indicator												+						8	2
9	/5	One side with locking function, other side blank			+									+						9	1
10	/6	Universal lock												+						10	3
11	/13	One side with knob, other side blank												+						11	2
12	/14	With triangular shaft for fire service, M4/M6/M10							+											12	2
13	/30	Cylinder length											+							13	3
14	/30	Coin slot knob												+						14	2
15	/30	Cylinder length																+		15	2
16	/31	Profile insert, knob on one side, internal square spindle on other side														+				16	2
17	/32	Round cylinder														+				17	2
18	/33	Lifting cylinder											+							18	3
19	/34	Double cylinder with internal square spindle (single-sided)														+				19	2
20	/35	Rim cylinder for additional case lock											+							20	2
21	/39	With double lever	+	+					+											21	3
22	/40	Key switch								+							+			22	3
23	/41	With pinion	+	+				+	+											23	3
24	/44	Locking/lever movement 360°/180°						+												24	On request
25	/51	Rear threaded hole M4					+								+					25	2
26	/52	Lever movement 360°/90°, lever on left						+												26	On request
27	/53	Lever movement 360°/90°, lever on right						+												27	On request
28	/59	Caretaker/janitor function in conventional system	+				+													28	3
29	/60	With slip clutch							+											29	3
30	/97	With core bore hole housing shortened 1 mm	+	+			+		+											30	2
31	/103	Caretaker/janitor function in reversible key system					+													31	On request
32	/114	With core bore hole housing shortened 2 mm	+	+			+		+											32	2
33	/122	Caretaker/janitor function in reversible key system	+																	33	On request
34	/140	Anti-rampage function							+											34	1
35	/1/14	Double cylinder, both sides with triangular key												+						35	3
36	/3/14	Knob cylinder with triangular key												+	+					36	2
36	/3/31	Double knob cylinder												+						36	3

Price category 1	Price category 2	Price category 3
12,00 €	22,00 €	65,00 €

Extensions

DC: Extensions up to 111 mm (5 mm increments) with/without locking function	10,00 €
HC: Extensions up to 90 mm (5 mm increments) with/without locking function	10,00 €
DC: Extensions greater than 111 mm (5 mm increments) with/without locking function	20,00 €
HC: Extensions greater than 90 mm (5 mm increments) with/without locking function	20,00 €

Length A (inter-nal)	Length B (exter-nal)	Overall length	x	Price 5-pin	x	Price 6-pin	x	Price 7-pin
27,5	27,5	55	0					
27,5	31,5	59	0					
27,5	35,5	63	0					
27,5	40,5	68	1	10,00 €				
27,5	45,5	73	2	20,00 €				
27,5	50,5	78	3	30,00 €				
27,5	55,5	83	4	40,00 €				
27,5	60,5	88	5	50,00 €				
27,5	65,5	93	6	60,00 €				
27,5	70,5	98	7	70,00 €				
27,5	75,5	103	8	80,00 €				
27,5	80,5	108	9	100,00 €				
31,5	31,5	63	0		0			
31,5	35,5	67	1	10,00 €	1	10,00 €		
31,5	40,5	72	2	20,00 €	2	20,00 €		
31,5	45,5	77	3	30,00 €	3	30,00 €		
31,5	50,5	82	4	40,00 €	4	40,00 €		
31,5	55,5	87	5	50,00 €	5	50,00 €		
31,5	60,5	92	6	60,00 €	6	60,00 €		
31,5	65,5	97	7	70,00 €	7	70,00 €		
31,5	70,5	102	8	80,00 €	8	80,00 €		
31,5	75,5	107	9	90,00 €	9	90,00 €		
35,5	35,5	71	2	20,00 €	2	20,00 €	0	
35,5	40,5	76	3	30,00 €	3	30,00 €	1	10,00 €
35,5	45,5	81	4	40,00 €	4	40,00 €	2	20,00 €
35,5	50,5	86	5	50,00 €	5	50,00 €	3	30,00 €
35,5	55,5	91	6	60,00 €	6	60,00 €	4	40,00 €
35,5	60,5	96	7	70,00 €	7	70,00 €	5	50,00 €
35,5	65,5	101	8	80,00 €	8	80,00 €	6	60,00 €
35,5	70,5	106	9	90,00 €	9	90,00 €	7	70,00 €
35,5	75,5	111	10	100,00 €	10	100,00 €	8	80,00 €

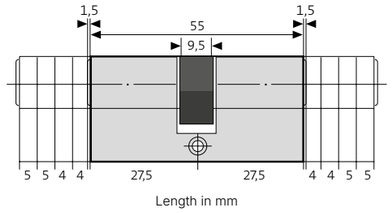

Length in mm

Extensions

Length A (internal)	Length B (external)	Overall length	x	Price 5-pin	x	Price 6-pin	x	Price 7-pin
40,5	40,5	81	4	40,00 €	4	40,00 €	2	20,00 €
40,5	45,5	86	5	50,00 €	5	50,00 €	3	30,00 €
40,5	50,5	91	6	60,00 €	6	60,00 €	4	40,00 €
40,5	55,5	96	7	70,00 €	7	70,00 €	5	50,00 €
40,5	60,5	101	8	80,00 €	8	80,00 €	6	60,00 €
40,5	65,5	106	9	90,00 €	9	90,00 €	7	70,00 €
40,5	70,5	111	10	100,00 €	10	100,00 €	8	80,00 €
45,5	45,5	91	6	60,00 €	6	60,00 €	4	40,00 €
45,5	50,5	96	7	70,00 €	7	70,00 €	5	50,00 €
45,5	55,5	101	8	80,00 €	8	80,00 €	6	60,00 €
45,5	60,5	106	9	90,00 €	9	90,00 €	7	70,00 €
45,5	65,5	111	10	100,00 €	10	100,00 €	8	80,00 €
50,5	50,5	101	8	80,00 €	8	80,00 €	6	60,00 €
50,5	55,5	106	9	90,00 €	9	90,00 €	7	70,00 €
50,5	60,5	111	10	100,00 €	10	100,00 €	8	80,00 €
55,5	55,5	111	10	100,00 €	10	100,00 €	8	80,00 €

Options

Finishes cylinder

Price category 1	Price category 2	Price category 3
12,00 €	22,00 €	65,00 €

No.	Abbreviation	Designation	Price category
01	MMVG	Brass, matt nickel-plated	Standard
02	MMGB	Matt brass, brushed	1
03	MPOL	Polished brass	1
04	MMCR	Matt chrome-plated, velour	1
05	MPCR	Polished chrome	1
06	MPV	Polished nickel-plated	1
07	MBR	Brass burnished	3
08	MALT	Old German brass	3
15	MBRD	Dark burnished	3
16	MBRH	Light burnished	3
17	MANT	Antique brass	3
18	KANT	Antique copper	3
20	MVGE	Matt nickel-plated, protective	1
22	MMSW	Brass, black finish	3
23	M_SS	Brass, stainless steel finish	1
31	MMVB	Matt nickel-plated, brushed	Standard
33	MGCR	Matt chrome-plated, brushed	1
36	MESN	Brass, unlacquered	On request
37	C690	Midnight black – unicolour	2
38	C692	Midnight black – bicolour	2
39	C680	Dusk grey – unicolour	2
40	C682	Dusk grey – bicolour	2
41	C670	Moonlight silver – unicolour	2
42	C672	Moonlight silver – bicolour	2
43	C660	Dawn bronze – unicolour	2
44	C662	Dawn bronze – bicolour	2
45	C650	Rising bronze – unicolour	2
46	C652	Rising bronze – bicolour	2
47	C640	Sunset bronze – unicolour	2
48	C642	Sunset bronze – bicolour	2
49	MGV	Matt nickel-plated, velour	1
50	C510	Pebble grey – unicolour	2
51	C500	White RAL 9016 – unicolour	2

Options

Knob shapes

	Designation
	H
	A
	CR
	CT
	E
	ET
	F

	Designation
	FL
	HH
	J

Options

Finishes knobs

Price category 1	Price category 2	Price category 3
12,00 €	22,00 €	65,00 €

Finish code		Knob type	Knob code		Price category
MMVG	+	H	H/NF	=	Standard
			H/NG	=	Standard
		CT	UKNG	=	2
		ET	ETNG	=	2
		CR	CRNG	=	1
		E	E/NF	=	2
		A	A/NF	=	2
		HH	HHNF	=	2
		ES	ESNF	=	2
		EH	EHNF	=	2
MMVB	+	H	H/NG	=	Standard
		CT	UKNG	=	2
		ET	ETNG	=	2
		CR	CRNG	=	1
		E	E/NG	=	2
		A	A/NG	=	2
MMGB	+	H	H/MG	=	1
		CT	UKMG	=	2
		ET	ETMG	=	2
		CR	CRMG	=	1
MPOL	+	H	H/MP	=	1
		CT	UKMP	=	2
		ET	ETMP	=	2
		CR	CRMP	=	1
MPOU	+	H	H/MU	=	1
		CT	UKMU	=	2
		ET	ETMU	=	2
		CR	CRMU	=	1
MESN	+	H	H/MN	=	2
		CT	UKMN	=	2
		ET	ETMN	=	2
		CR	CRMN	=	2

Finish code		Knob type	Knob code		Price category
MMCR	+	H	H/MC	=	2
		CT	UKMC	=	2
		ET	ETMC	=	2
		CR	CRMC	=	2
MPCR	+	H	H/PC	=	2
		CT	UKPC	=	2
		ET	ETPC	=	2
		CR	CRPC	=	2
MGCR	+	H	H/CG	=	2
		CT	UKCG	=	2
		ET	ETCG	=	2
		CR	CRCG	=	2
MPV	+	H	H/PV	=	1
		CT	UKPV	=	2
		ET	ETPV	=	2
		CR	CRPV	=	2
M_SS	+	H	H/EF	=	1
		H	H/NI	=	2
		CT	UKEF	=	2
		ET	ETEF	=	2
		CR	CREF	=	1
MGV	+	H	H/MV	=	1
		CT	UKMV	=	2
		ET	ETMV	=	2
		CR	CRMV	=	1
MGVE	+	H	H/GE	=	1
		CT	CTGE	=	1
		ET	ETGE	=	1
		CR	CRGE	=	1
MALT	+	H	H/AD	=	2
		CT	UKAD	=	2
		ET	ETAD	=	2
		CR	CRAD	=	2



Options

Finishes knobs

Price category 1	Price category 2	Price category 3
12,00 €	22,00 €	65,00 €

Finish code		Knob type	Knob code		Price category
MANT	+	H	HMAN	=	2
		CT	UKMA	=	2
		ET	ETMA	=	2
		CR	CRMA	=	2
MBRH	+	H	H/BH	=	2
		CT	UKBH	=	2
		ET	ETBH	=	2
		CR	CRBH	=	2
MBR	+	H	H/BÜ	=	2
		CT	UKBÜ	=	2
		ET	ETBÜ	=	2
		CR	CRBÜ	=	2
MBRD	+	H	H/BD	=	2
		CT	UKBD	=	2
		ET	ETBD	=	2
		CR	CRBD	=	2
MMSW	+	H	H/SG	=	2
		CT	UKSW	=	2
		ET	ETSW	=	2
		CR	CRSG	=	2
F79	+	H	H/79	=	2
		CT	UK79	=	2
		ET	ET79	=	2
		CR	CR79	=	2
KANT	+	H	H/KAN	=	2
		CT	UKKA	=	2
		ET	ETKA	=	2
		CR	CRKA	=	2
C500/ C502/ C506	+	H	H/WL	=	2
		CT	UKWL	=	2
		ET	ETWL	=	2
		CR	CRWL	=	2
		E	E/WL	=	2

Finish code		Knob type	Knob code		Price category
C520	+	H	H/BB	=	2
		CT	UKBB	=	2
		ET	ETBB	=	2
		CR	CRBB	=	2
C640/ C642	+	H	H/64	=	2
		CT	UK64	=	2
		ET	ET64	=	2
		CR	CR64	=	2
		E	E/64	=	2
C650/ C652	+	H	H/65	=	2
		CT	UK65	=	2
		ET	ET65	=	2
		CR	CR65	=	2
		E	E/65	=	2
		A	A/65	=	2
C660/ C662	+	H	H/66	=	2
		CT	UK66	=	2
		ET	ET66	=	2
		CR	CR66	=	2
		E	E/66	=	2
		A	A/66	=	2
C670/ C672	+	H	H/67	=	2
		CT	UK67	=	2
		ET	ET67	=	2
		CR	CR	=	2
C680/ C682	+	H	H/68	=	2
		CT	UK68	=	2
		ET	ET68	=	2
		CR	CR68	=	2
C690/ C692	+	H	H/69	=	2
		CT	UK69	=	2
		ET	ET69	=	2
		CR	CR69	=	2
		E	E/69	=	2



Further finish variants on request

Keys

New system profiles: (DU/UD, DU+/UD+ und WD/DW)

Key with cylinder/blank	10,00 €
Key without cylinder/replacement key/ Masterkey	35,00 €
Emergency key	100,00 €

Old system profiles: (TDU/SP/PS/KM/KB/KBZ/TZ/U5/S4000/WO/WZ/WM)

Key with cylinder/blank	15,00 €
Key without cylinder/replacement key/ Masterkey	55,00 €
Emergency key	120,00 €

Customer profile

Key with cylinder / Key blanks / Spare keys / Master keys	10,00 €

Price category 1	Price category 2
€12.00	€22.00

Colour lens (white/blue/red/black/green/yellow)	1
Allen key	2
Key, slotted	1
Key, slotted and pierced	2

Options

Price category 1	Price category 2	Price category 3
12,00 €	22,00 €	65,00 €

Anti-drilling protection

Description	Price category single sided	Price category double sided
Anti-drilling protection Class 3 ‘BS3’ (SKG**): 2 additional pins made of hardened steel per cylinder side	1	2
Anti-drilling protection Class 4 ‘BS4’: For external doors at particular risk, 3 additional hardened metal pins per cylinder side and an anti-drilling protection plate	2	3
Anti-drilling and anti-pulling protection ‘BZ1’ (SKG***): 2 drilling plates, 1 hardened metal pin and one anti-drilling protection plate per cylinder side	1	2
Anti-drilling and anti-pulling protection ‘BZ2’: 2 drilling plates, 3 hardened metal pins and one anti-drilling protection plate per cylinder side	2	3
Anti-drilling and anti-pulling protection “BZ3” (available only in the DU and TDU systems): version as “BZ2” with an additional spring-loaded locking element made of hardened special steel. The locking element performs a contour-controlled security check on the key profile and verifies whether the profile rib with undercut is present.	2	3
Swivelling lever ‘TL’ (only available in the DU and TDU systems)	2	
Bump proof design	2	
Wear-resistant (VF) Not available in combination with drilling and pulling protection	2	



BZ3: Active anti-drilling protection

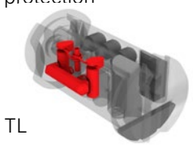

TL

Options

Dust protection

Description	Price category single sided	Price category double sided
Profile cylinder with dust protection cap (not available with BZ2 or BZ3)	2	3

U-bolt height Padlock

U-bolt clearance heights	Price category
35 mm	Standard
45 mm	1
55 mm	2
65 mm	2
75 mm	2
105 mm	2
205 mm	3

Services and Repairs

Manually designed master key systems

Copy of locking plan, per page	DIN A4 DIN A3 DIN A2 DIN A1	netto 5,00 € netto 10,00 € netto 20,00 € netto 59,90 €
Revisions/consumption lists to determine cylinders and keys supplied Charged based on scope/amount of work, per work unit (6 work units are equivalent to 1 hour)		netto 13,50 €

Computer-designed master key systems

Copy of locking plan, per page	netto 2,60 €
Revisions/consumption lists to determine cylinders and keys supplied, flat rate	netto 75,00 €

Services based on scope/amount of work and repairs

Check for expansion capability. Charged based on scope/amount of work, per work unit (6 work units are equivalent to 1 hour)	netto 12,00 €
Scrapping of keys. **up to 10 keys**	netto 89,00 €
Verschrotten von Schlüsseln **over 10 keys**	On request
Examination regarding replacement of cylinders and keys to secure the master key system following loss of key(s)	
Up to 100 cylinders	netto 150,00 €
From 101 cylinders and above	netto 300,00 €
Inspection of cylinders sent in incl. test report. **Up to 5 cylinders/keys**	netto 89,00 €
Testing of cylinders sent in incl. test report. **Over 5 cylinders/keys**	On request

Accessories

Security card as replacement for original	netto 45,00 €
CES care products Non-resinous, ageing-resistant product with lubricating and anti-corrosion properties, packaging unit of 15 × 100 ml cans	netto 111,90 €

Notes

Important information on use and maintenance

CES locking cylinders are high-quality products.
To ensure a high level of functionality and long service life, the following section will provide you with some advice on their use and maintenance that has proven effective in our own experience.



The cylinders of locking systems must be treated regularly – at least 2x per year – with the CES care products recommended by us.
All fine moving mechanical systems require lubrication.

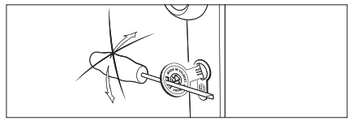

No extra aids should be applied to the key head to increase the force.
Apart from nails, pliers, screwdrivers and the like, even the use of a keyring results in an excessive torque that is impermissible.

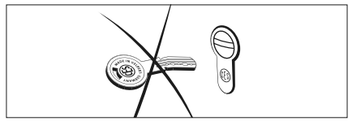

Damaged keys should no longer be used.
Bent or damaged keys and keys with deformed profiles and/or compressed key tips will damage the cylinder. Likewise, worn keys must be replaced at an early stage.

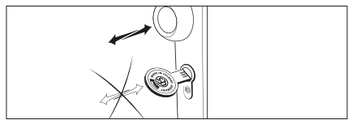

Do not use the key to pull a door open.
The key is not designed to replace the handle sets (knob, lever handle etc.) on access doors. Using the key as a handle for opening/closing the door constitutes improper use.

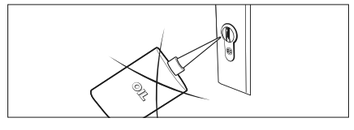

Under no circumstances may locking system cylinders be treated with graphite, oil or other resinous substances.
Use only cleaning agents that do not contain corrosive ingredients. Please use CES care products only.

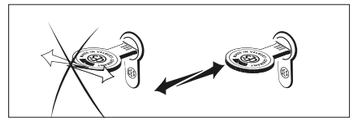

The key must always be pulled out of the cylinder in a straight line.
The use of key chains and similar is problematic, since lateral forces often come into effect as you move away, even though the key has not been fully removed yet (care should also be taken with sliding doors and gates).



Never use force to insert a key into the cylinder.
If a key can no longer be easily inserted into the cylinder, the likely cause is damage to the key (key tip, profiling, etc.) and/or to the cylinder. The damaged components must be replaced immediately.

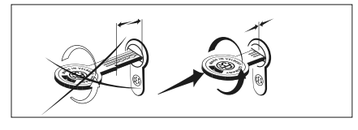

The key may only be turned in the cylinder once it has been fully inserted up to the end stop in the keyway.
Particular attention must be paid to knob cylinders and cylinders with an emergency function (8710) and an emergency key (810 G) as the components required in these cylinders may cause the key to be pushed back gently.

If the system includes an emergency key, please be aware that emergency keys are not intended for everyday use.
Using the emergency key as an ordinary key may damage the cylinder. As the emergency key locks almost all cylinders like a general main key, it should be stored in a secure place (e.g. a safe) and should only be used to open a locked door in which a key is inserted from the inside. It must then be noted that when turning the key it must be held at the end stop with a gentle pressure, as otherwise, it may fail to operate the cylinder and simply spin round and round because of its special design.

If your on-call, emergency or security service, etc. is to be given overall access authorisation, give them a general main key rather than an emergency key.

Please pass this information on to all persons to whom you issue keys and who are entrusted with the use and care of the master key system.

Failure to observe the advice above will release us from any warranty claims. Further information on product liability can be found on the following page.

Product liability

In accordance with the definition of the manufacturer's liability for their products, as defined in the German Product Liability Law (Produkthaftungsgesetz), the following information regarding locking cylinders must be observed. Failure to comply with this information will release us from our liability obligation.

1. Product information and intended use

For the purposes of this definition a locking cylinder is a generally replaceable component built into suitably designed locks, handle sets, devices, doors and other cognate products. Other types of locking cylinders should be treated analogously. To ensure proper use, at least 1 key is allocated to the locking cylinder.

Technical terms related to locking cylinders and master key systems, that are not explained in the following section, are explained/illustrated in the DIN 18252 and DIN EN 1303 standards. With reference to these terms and designations, the following must be observed to ensure the intended use:

1.1 Locking cylinders can only be fitted without reservation into locks, handle sets, devices, etc. if these locking cylinders are based on a dimension standard (e.g. DIN 18252 for profile cylinders) and such locks, handle sets, devices, etc. are specifically designed for locking cylinders based on this standard. In all other cases the manufacturer, dealer, installer or user of such locks, handle sets, devices, etc. must ensure that the selected locking cylinder is suitable for the installation and for the intended application. Mandatory legal provisions must be complied with. For example, no locking cylinders featuring a knob, rotary knob or similar handle element can be fitted into certain panic locks. Please observe the information provided by the lock manufacturer.

1.2 Locking cylinders that could be subjected to violent impacts may protrude by a maximum of 3 mm from the closely fitting protective handle. The appropriate level of burglar-resistant measures to be taken depends on the requirements set (see DIN 18252 or DIN EN 1303, for example).

1.3 Locking cylinders must be installed in such a way that no external forces can act on the locking cylinder other than the forces applied to the designated fixing points and during normal operation. Similarly, when the key is removed, no external forces must be transferred on to the locking cam in the swivel direction.

1.4 Locking cylinders intended for use in damp spaces or cold stores, exposed to direct weathering, in marine environments or for use in aggressive, corrosive environments, must be specified in special versions. The same applies to locking cylinders that are to be used in particularly dusty environments.

1.5 Generally, a profile cylinder with 2 locking sides cannot be actuated if there is already a key present in the opposite side of the cylinder. However, if this facility is required an appropriate locking cylinder must be selected.

1.6 If the key is used correctly, the rotating torque should only be applied to the key once the key is fully inserted into the keyway of the locking cylinder up to its end stop.

1.7 The locking cylinder and key form a functional unit. We only maintain our liability obligation for our original products.

1.8 The correct function of keys for locking cylinders that are supplied at a later date must be tested in the relevant locking cylinder immediately upon receipt.

2. Misuse

The misuse (i.e. use of the product other than for its intended purpose) of locking cylinders or keys occurs, for example, if:

2.1 An aid such as a nail, pliers, keyring or similar is attached to the key head to increase the rotational torque. In the interests of security against lock picking, the keyway and thus also the key shank are made so thin that the torque must only be transferred directly by hand to the key head.

2.2 The key is used as a handle for opening/closing the door leaf. The key is not designed to replace the handle sets (knob, lever handle, etc.) on access doors.

2.3 The locking cylinder is actuated using a forged, bent or damaged key.

2.4 Attempts are made to actuate the locking cylinder using opening tools, auxiliary tools or third-party replacement keys.

2.5 Foreign bodies are present in the keyway or on the key itself or if the maintenance instructions have not been observed.

2.6 Unauthorised combinations are made with third-party products such as motor actuators, special knobs or rim locks.

3. Product performance

Where the performance of a product is not explicitly stated in our catalogues, brochures, performance specifications, etc., the requirements of each locking cylinder must be agreed with us. In this case, the main guide will be the DIN 18252 standard: ‚Profile cylinders for door locks'. This standard sets out the basic requirements and additional requirements of profile cylinders with single-row pin tumblers. The content of this standard must be applied accordingly to other types of locking cylinders. The suitability for use of locking cylinders depends on factors such as the frequency of actuation, manner of actuation, environmental factors and maintenance. Locking cylinders and keys must be replaced as soon as faults start to occur, particularly when inserting or withdrawing the key, despite them being properly maintained.

4. Product maintenance

Locking cylinders should be treated with the care products recommended by us at least twice yearly – and more often based on their use. Locking cylinders must never be treated with resinifying substances such as oil. Only cleaning agents that contain no corrosive ingredients should be used.

5. Information and instruction obligations

To meet the information and instruction obligations arising from the German Product Liability Act (Produkthaftungsgesetz), the following documents and services are available to CEStronics partners, locksmiths, architects, planners, consultancies, installers and users:

- Catalogues, brochures
- Tender specifications, offer documents, locking plans
- DIN 18252 (sold exclusively by Beuth Verlag GmbH, Berlin 30, Germany)
- Installation, operation and maintenance manuals
- Advice provided by us or our field service team

When selecting locking cylinders and during installation, operation and maintenance:

5.1 Architects, planners and consultancies must request all necessary product information from us and observe it.

5.2 partners must observe all product information and other information provided in the price lists and in particular must request all necessary manuals from us and pass these on to the installers and users.

5.3 Installers must observe all product information and in particular must request operating and maintenance manuals from us and pass these on to clients and users.

General Terms of Delivery and Payment

Our current General Terms and Conditions (GTC) can be found at any time via the following link: **https://www.ces.eu/en_us/terms.html**

C. Ed. Schulte GmbH Zylinderschlossfabrik
Friedrichstraße 243
D-42551 Velbert
+49 2051 204 0
info@ces.eu

www.ces.eu

Subject to technical changes without notice · EN · V01 · 01.03.2026