



## CES OMEGA FLEX

Electronic cylinders


### Double knob cylinder



*Euro profile cylinders (Standard, AP and GS)*



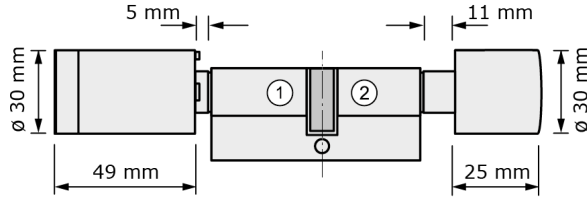
*Swiss round cylinder (Standard)*



*Swiss round cylinders (AP and GS)*

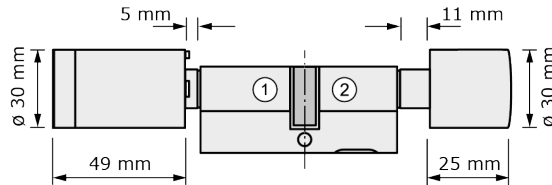
**Euro profile cylinder**

- ① Outside (Locking side "S")
- ② Inside (Knob side "K")



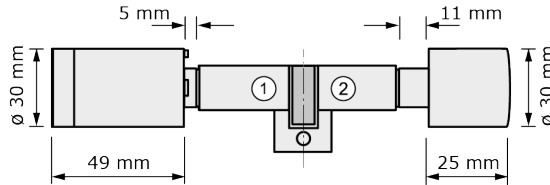
**Euro profile cylinders AP and GS**

- ① Outside (Locking side "S")
- ② Inside (Knob side "K")



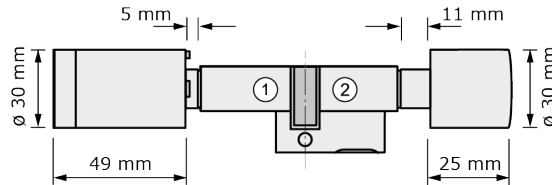
**Swiss round cylinder**

- ① Outside (Locking side "S")
- ② Inside (Knob side "K")



**Swiss round cylinders AP and GS**

- ① Outside (Locking side "S")
- ② Inside (Knob side "K")



**Article numbers**

**Euro profile cylinder**

FH*	Standard	AP	GS
no	F815DK-x	F815DK-x-AP	F815DK-x-GS
yes	F915DK-x	F915DK-x-AP	F915DK-x-GS

**Swiss round cylinder**

FH*	Standard	AP	GS
no	F615DK-x	F615DK-x-AP	F615DK-x-GS
yes	-	-	-

\*FH=Fire retardant, suitable for fire protection doors up to T90

Subject to changes without notice. VB1BRO2034-2 WEEE-Reg.-Nr. DE 85643571 MIFARE, MIFARE Classic, MIFARE Ultralight and MIFARE DESFire are registered trademarks of NXP B.V. and are used under license.



## Extensions

Inside (K) /All dimensions in mm								(AP and GS from 32,5)								(FH variants from 32,5)								Outside (S) /All dimensions in mm							
87.5	...	72.5	...	62.5	...	32.5	27.5	27.5	32.5	...	62.5	...	72.5	...	87.5	27.5	32.5	...	62.5	...	72.5	...	87.5								
Max. Axial dimension 87.5 mm. Extension in 5 mm steps.																Max. Axial dimension 87.5 mm. Extension in 5 mm steps.															
Max. total length 175 mm.																															

## Variants

	Variant	Meaning	
LINE	/N	"NoTime" (No time profiles, no events available)	Offline
(Authorisations are stored in the device)	/T	"Time" (Time profiles and events available)	Offline
	/NET	"Net" (Wireless online network, Time profiles and events available)	Online
V-NET	/TV	"Time" in V-NET (Time profiles and events available)	Offline
(Authorisations are stored in the locking media)	/VA	"Validation" (Validation function, wireless online network, time profiles and events available)	Online

## Options

Option	Meaning
SKG***	Anti-drilling and anti-pulling protection conforming to SKG ***
VdS	Anti-drilling and anti-pulling protection conforming to VdS 2156 BZ+ (not possible for variant N)
WP	Weatherproof conforming to IP65
ST	Soft touch coating of the knobs

## Battery life

Usage profile of the electronic cylinders	Battery life*	
	LEGIC	MIFARE
Standby without access operations	up to 2 years	up to 2.5 years
Standby and up to 10 access operations per day	up to 1.5 years	up to 2 years
Max. number of opening/closing operations per battery	up to 34,000	up to 32,000

\*The information applies to an ambient temperature of 20 °C. Deviating temperatures, usage frequency and parameter settings of the locking devices can result in strongly divergent values.

## Ordering example

Article number	Variant	Options	Finish	Length K	Length S
(F8... = no T90, F9... = T90, F6... = CH) (AP = Anti-panic, GS = Gearbox lock)			Standard = 0	(Knob side)	(Locking side)
F815DK-x-AP	NET	ST	0	42,5	42,5