

# AccessOne



## Activating the AccessOne licence module



English

Version VA1

BRO2307

# 1 About this manual

This manual contains information on how to activate the licence module AccessOne. To be able to use AccessOne to its full extent, the ordered software modules must be activated via a licence. Without licence activation, your AccessOne installation can only be used as a demo licence with restrictions.

This manual should be treated as a part of the product and must be kept for the entire service life of the product. The manual should be passed on to any subsequent user or owner of the product.

## Applicable documents

Installation Software	BRO2313_Installation AccessOne
Setting up the software	BRO2316_Manual_AccessOne
Systeminformation	BRO2314_Datasheet_AccessOne

The copyrights of AccessOne are held by ACcesstronic GmbH. Service and support is provided by C.Ed. Schulte GmbH, based in Velbert. For support in case of service, please contact the CES Service. You can reach CES Service at +49(0)2051 204 222 or by e-mail: [hotline@ces.eu](mailto:hotline@ces.eu)

### Manufacturer

ACcesstronic GmbH  
Gartenstr. 38  
D-52249 Eschweiler

### Service and support

C.Ed. Schulte GmbH  
Zylinderschlossfabrik  
Friedrichstr. 243  
D-42551 Velbert

Tel: +49 (0) 2051-204-0  
Fax: +49 (0) 2051-204-229  
[www.ces.eu](http://www.ces.eu)  
[info@ces.eu](mailto:info@ces.eu)

The information and data contained in this documentation are subject to change without prior notice. No part of this document may be copied or transmitted for any purposes whatsoever without the express written consent of C.Ed. Schulte GmbH Zylinderschlossfabrik.

© 2021 C.Ed. Schulte GmbH Zylinderschlossfabrik, Velbert/Germany

BRO2307-2      Version: VA1



Always use the latest version of these instructions. You can obtain updated versions free of charge at [www.ces.eu](http://www.ces.eu).

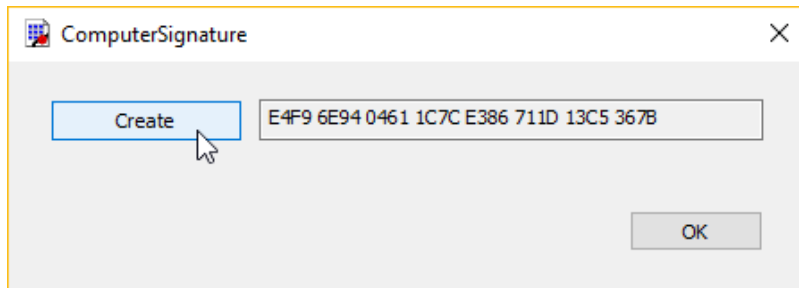
## 2 Activating the AccessOne licence module

To create the individual licence, the computer signature of the computer on which the software is to be installed is required..

### 1. Determine computer signature

There are two ways to determine the computer signature:

- In the run-up to the installation (recommended procedure)
- After completed installation

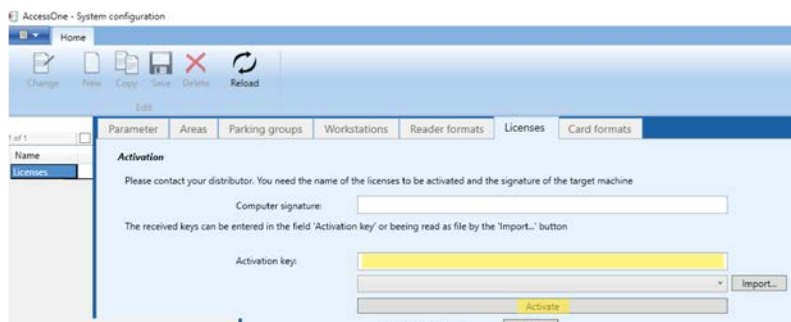


1. Start the ComputerSignature.exe executable file. If necessary, request the file from CES.
2. Click on "Create".
3. Send your computer signature with a cover letter to the following address:  
Bestellung@ces.eu

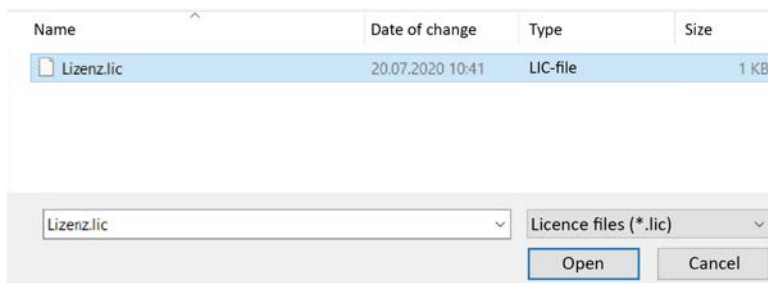
### 2. Activate licence

Prerequisite

- You have received a \*.lic file or an activation key from CES.
- You have installed the software. The installation procedure can be found in this document: "BRO2313\_EN\_Installation AccessOne".



4. Switch to the "Licences" tab under the menu item "System configuration".
5. Enter the activation key or import the licence from the corresponding directory folder by clicking on "Import".
6. Activate the licence by clicking on "Activate".



*All software modules included in the licence are now unlocked and displayed in the "Information" area.*

Teaming up for security  
*since 1840*



**C.Ed. Schulte GmbH**  
**Zylinderschlossfabrik**

Friedrichstraße 243

D-42551 Velbert

☎ +49 2051 204 0

☎ +49 2051 204 229

✉ info@ces.eu