


CES OMEGA FLEX

Electronic cylinders

Half cylinder



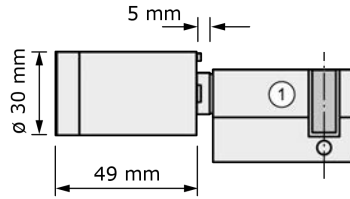
Euro profile cylinders



Swiss round cylinder

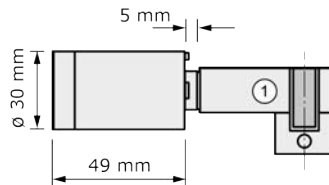
Euro profile cylinder

- ① Outside (Locking side "S")
- ② Inside (Knob side "K")



Swiss round cylinder

- ① Outside (Locking side "S")
- ② Inside (Knob side "K")



Article numbers

Euro profile cylinder

FH*	Standard	AP	GS
no	F815DK-x-1/2	-	-
yes	F915DK-x-1/2	-	-

Swiss round cylinder

FH*	Standard	AP	GS
no	F615DK-x-1/2	-	-
yes	-	-	-

Special version: half cylinder with two backside threaded holes M4 (lift)



FH*	Standard	AP	GS
no	F815DK-x-1/2-51	-	-
yes	F915DK-x-1/2-51	-	-

*FH=Fire retardant, suitable for fire protection doors up to T90

Technical Data

Suitable locking media	
LEGIC	All locking media of type LEGIC prime and LEGIC advant, all locking media ISO 14443, HID iClass Additionally, all specified under "MIFARE"
MIFARE	MIFARE® Classic® (1k/4k), MIFARE® DESFire® EV1 and EV2 (UID conforming to ISO 14443 and application), all ISO 14443 locking media (not MIFARE Ultralight® C)
Reading range	Ca. 20 mm
Online radio frequency	868 MHz
Radio range to Access-Point	Max. 25 m
Encrypted data transmission	128 bit/AES
Connection values	Battery: 1 x Panasonic CR2 Industrial Lithium 3,0 V 850 mAh
Number of locking media	Max. 5.000
Number of events	Max. 5.000
Number of master media	Max. 1 System-Master, max. 10 Program-Master, max. 10 Time-Master, max. 10 Release-Master, max. 10 Block-Master, max. 10 RF-Stick-Masters, max. 100 Emergency-Keys, RF-Ini-Master unlimited, RF-Trace-Master unlimited
Opening duration	2 - 180 seconds, adjustable (optional) (standard: 10 seconds)
Temperature range	-25 °C bis +65 °C at 0...95% rH non-condensing
Prohibited atmospheres	Not suitable for use in corrosive atmosphere (chlorine, ammonia, lime water)
Service life of the locking cylinder	DIN EN 1303 class 6 conform
Programming	With master media, offline with an RF-Stick, CEStronics Wireless online network; CEStronics V-NET virtual network
Finish	Stainless steel
CE testing	EN 300 220-1, 2; EN 300 330-1, 2; EN 301 489-1, 3; EN 60950-1, EN 62311
Classification	DIN EN 15684:2013-01
Fire resistance rating	T90 conforming to DIN EN 1634-1 (only for FH-electronic cylinder "F9...")

Classification conforming to DIN EN 15684:2013-01

Characteristic	Use class	Duration frequency	Fire/Smoke resistance	Environment resistance	Mechanical locking security	Electronic locking security	System management	Attack resistance
Classification of electronic cylinders	1	6	A/B*	4	A	F	0/1/3**	0/2***

* (Fire/Smoke resistance) A Standard version (= with smoke protection)
 B FH version (T90)

** (System management)

0	For NoTime variants
1	For variants with deactivated storage of access events
3	For TIME-, NET- or V-NET-Variants

*** (Attack resistance)

0	Standard option
2	Options with burglary protection (VdS and SKG***)

Extensions

	(FH variants from 32.5)							Outside (S) /All dimensions in mm	
	275	32.5	...	62.5	...	72.5	...	87.5	
Max. Axial dimension 87.5 mm. Extension in 5 mm steps.									

Variants

	Variant	Meaning	
LINE	/N	"NoTime" (No time profiles, no events available)	Offline
(Authorisations are stored in the device)	/T	"Time" (Time profiles and events available)	Offline
	/NET	"Net" (Wireless online network, Time profiles and events available)	Online
V-NET	/TV	"Time" in V-NET (Time profiles and events available)	Offline
(Authorisations are stored in the locking media)	/VA	"Validation" (Validation function, wireless online network, time profiles and events available)	Online

Options

Option	Meaning
SKG***	Anti-drilling and anti-pulling protection conforming to SKG ***
VdS	Anti-drilling and anti-pulling protection conforming to VdS 2156 BZ+ (not possible for variant N)
WP	Weatherproof conforming to IP65
ST	Soft touch coating of the knobs

Battery life

Usage profile of the electronic cylinders	Battery life*	
	LEGIC	MIFARE
Standby without access operations	up to 2 years	up to 2.5 years
Standby and up to 10 access operations per day	up to 1.5 years	up to 2 years
Max. number of opening/closing operations per battery	up to 34,000	up to 32,000

*The information applies to an ambient temperature of 20 °C. Deviating temperatures, usage frequency and parameter settings of the locking devices can result in strongly divergent values.

Ordering example

Article number	Variant	Options	Finish	Length K	Length S
(F8... = no T90, F9... = T90, F6... = CH) (AP = Anti-panic, GS = Gearbox lock)			Standard = 0	(Knob side)	(Locking side)
F815DK-x-AP	NET	ST	0	-	42,5